

General Information

Urbanized Area (UZA) Statistics - 2010 Census

Fargo, ND-MN
70 Square Miles
176,676 Population
194 Pop. Rank out of 498 UZAs

Other UZAs Served

0 North Dakota Non-UZA

Service Area Statistics

7,243 Square Miles
160,434 Population

Service Consumption

55,381 Annual Unlinked Trips (UPT)

Service Supplied

365,421 Annual Vehicle Revenue Miles (VRM)
31,596 Annual Vehicle Revenue Hours (VRH)

Database Information

NTDID: 80110

Reporter Type: Reduced Reporter

Financial Information

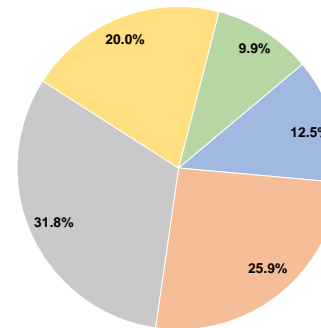
Sources of Operating Funds Expended

Fare Revenues	\$144,510	12.5%
Local Funds	\$298,012	25.9%
State Funds	\$366,179	31.8%
Federal Assistance	\$230,232	20.0%
Other Funds	\$113,546	9.9%
Total Operating Funds Expended	\$1,152,479	100.0%

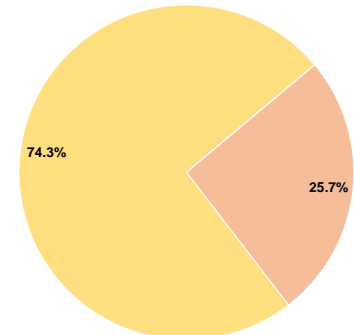
Sources of Capital Funds Expended

Fare Revenues	\$0	0.0%
Local Funds	\$22,120	25.7%
State Funds	\$0	0.0%
Federal Assistance	\$64,000	74.3%
Other Funds	\$0	0.0%
Total Capital Funds Expended	\$86,120	100.0%

Operating Funding Sources



Capital Funding Sources



Modal Characteristics

Operation Characteristics

Vehicles Operated at Maximum Service

Mode	Directly Operated	Purchased Transportation	Operating Expenses	Fare Revenues	Uses of Capital Funds	Annual Unlinked Trips	Annual Vehicle Revenue Miles	Annual Vehicle Revenue Hours	Average Fleet Age in Years ^a
Demand Response	22	-	\$1,104,257	\$131,748	\$86,120	49,000	355,343	30,914	4.9
Demand Response - Taxi	-	3	\$45,222	\$12,762	\$0	6,381	10,078	682	0.0
Total	22	3	\$1,149,479	\$144,510	\$86,120	55,381	365,421	31,596	

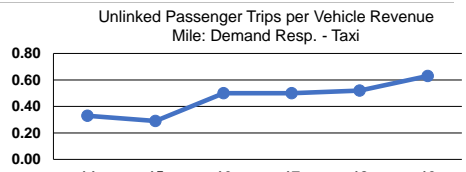
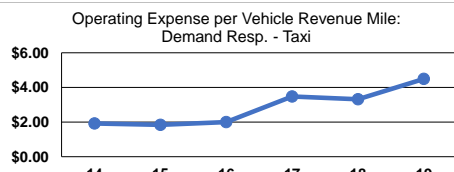
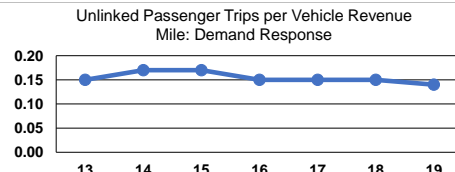
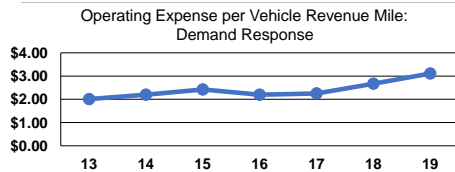
Performance Measures

Service Efficiency

Mode	Operating Expenses per Vehicle Revenue Mile	Operating Expenses per Vehicle Revenue Hour
Demand Response	\$3.11	\$35.72
Demand Response - Taxi	\$4.49	\$66.31
Total	\$3.15	\$36.38

Service Effectiveness

Mode	Operating Expenses per Unlinked Passenger Trip	Unlinked Trips per Vehicle Revenue Mile	Unlinked Trips per Vehicle Revenue Hour
Demand Response	\$22.54	0.1	1.6
Demand Response - Taxi	\$7.09	0.6	9.4
Total	\$20.76	0.2	1.8



Notes:

^aDemand Response - Taxi (DT) and non-dedicated fleets do not report fleet age data.