

General Information

Federally Recognized Tribal Statistical Areas

Spirit Lake Reservation, ND

Service Consumption

11,216 Annual Unlinked Trips (UPT)

Service Supplied

177,190 Annual Vehicle Revenue Miles (VRM)
9,069 Annual Vehicle Revenue Hours (VRH)

Database Information

NTDID: 88128
Reporter Type: Tribal Reporter

Financial Information

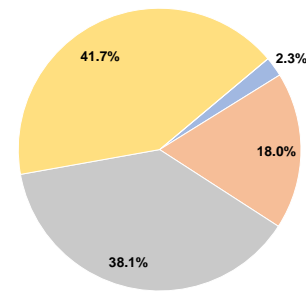
Sources of Operating Funds Expended

Fare Revenues	\$9,868	2.3%
Local Funds	\$78,222	18.0%
State Funds	\$165,665	38.1%
Federal Assistance	\$181,489	41.7%
Other Funds	\$0	0.0%
Total Operating Funds Expended	\$435,244	100.0%

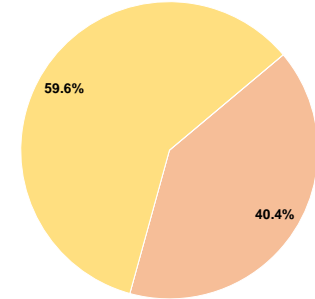
Sources of Capital Funds Expended

Fare Revenues	\$0	0.0%
Local Funds	\$130,546	40.4%
State Funds	\$0	0.0%
Federal Assistance	\$192,565	59.6%
Other Funds	\$0	0.0%
Total Capital Funds Expended	\$323,111	100.0%

Operating Funding Sources



Capital Funding Sources



Modal Characteristics

Operation Characteristics

Vehicles Operated at Maximum Service

Mode	Directly Operated	Purchased Transportation	Operating Expenses	Fare Revenues	Uses of Capital Funds	Annual Unlinked Trips	Annual Vehicle Revenue Miles	Annual Vehicle Revenue Hours	Average Fleet Age in Years ^a
Demand Response	5	-	\$435,244	\$9,868	\$323,111	11,216	177,190	9,069	0.9
Total	5	-	\$435,244	\$9,868	\$323,111	11,216	177,190	9,069	

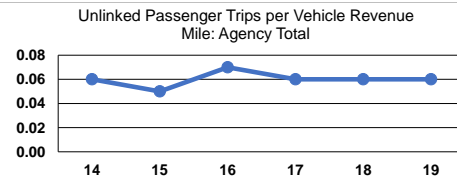
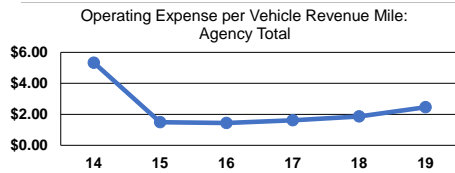
Performance Measures

Service Efficiency

Mode	Operating Expenses per Vehicle Revenue Mile	Operating Expenses per Vehicle Revenue Hour
Demand Response	\$2.46	\$47.99
Total	\$2.46	\$47.99

Service Effectiveness

Mode	Operating Expenses per Unlinked Passenger Trip	Unlinked Trips per Vehicle Revenue Mile	Unlinked Trips per Vehicle Revenue Hour
Demand Response	\$38.81	0.1	1.2
Total	\$38.81	0.1	1.2



Notes:

^aDemand Response - Taxi (DT) and non-dedicated fleets do not report fleet age data.