

General Information

Federally Recognized Tribal Statistical Areas
Rocky Boy's Reservation and Off-Reservation Trust Land, MT

Service Consumption
27,486 Annual Unlinked Trips (UPT)

Service Supplied
190,659 Annual Vehicle Revenue Miles (VRM)
6,869 Annual Vehicle Revenue Hours (VRH)

Database Information
NTDID: 88164
Reporter Type: Tribal Reporter

Financial Information

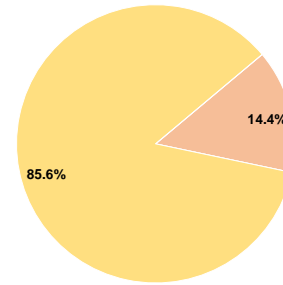
Sources of Operating Funds Expended

Fare Revenues	\$0	0.0%
Local Funds	\$50,000	14.4%
State Funds	\$0	0.0%
Federal Assistance	\$296,880	85.6%
Other Funds	\$0	0.0%
Total Operating Funds Expended	\$346,880	100.0%

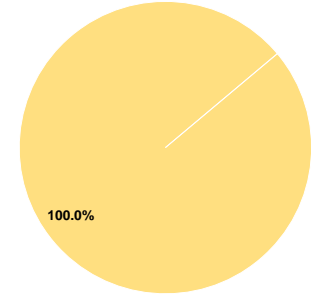
Sources of Capital Funds Expended

Fare Revenues	\$0	0.0%
Local Funds	\$0	0.0%
State Funds	\$0	0.0%
Federal Assistance	\$74,800	100.0%
Other Funds	\$0	0.0%
Total Capital Funds Expended	\$74,800	100.0%

Operating Funding Sources



Capital Funding Sources



Modal Characteristics

Operation Characteristics

Vehicles Operated at Maximum Service

Mode	Directly Operated	Purchased Transportation	Operating Expenses	Fare Revenues	Uses of Capital Funds	Annual Unlinked Trips	Annual Vehicle Revenue Miles	Annual Vehicle Revenue Hours	Average Fleet Age in Years ^a
Demand Response	4	-	\$145,942	\$0	\$37,400	14,113	96,707	3,119	3.8
Bus	3	-	\$200,938	\$0	\$37,400	13,373	93,952	3,750	1.0
Total	7	-	\$346,880	\$0	\$74,800	27,486	190,659	6,869	

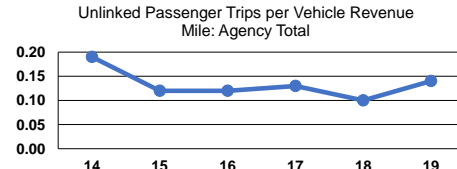
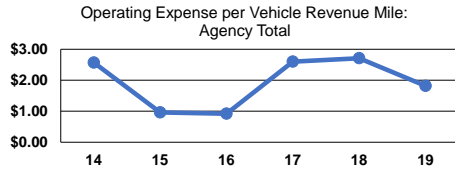
Performance Measures

Service Efficiency

Mode	Operating Expenses per Vehicle Revenue Mile	Operating Expenses per Vehicle Revenue Hour
Demand Response	\$1.51	\$46.79
Bus	\$2.14	\$53.58
Total	\$1.82	\$50.50

Service Effectiveness

Mode	Operating Expenses per Unlinked Passenger Trip	Unlinked Trips per Vehicle Revenue Mile	Unlinked Trips per Vehicle Revenue Hour
Demand Response	\$10.34	0.1	4.5
Bus	\$15.03	0.1	3.6
Total	\$12.62	0.1	4.0



Notes:

^aDemand Response - Taxi (DT) and non-dedicated fleets do not report fleet age data.