

General Information

Federally Recognized Tribal Statistical Areas
 Fort Belknap Reservation and Off-Reservation Trust Land, MT

Service Consumption
 10,628 Annual Unlinked Trips (UPT)

Service Supplied
 88,831 Annual Vehicle Revenue Miles (VRM)
 3,396 Annual Vehicle Revenue Hours (VRH)

Database Information
 NTDID: 88170
 Reporter Type: Tribal Reporter

Financial Information

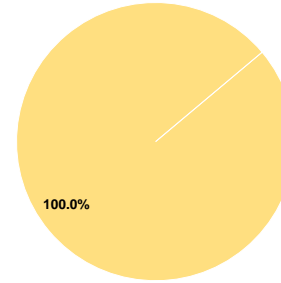
Sources of Operating Funds Expended

Fare Revenues	\$0	0.0%
Local Funds	\$0	0.0%
State Funds	\$0	0.0%
Federal Assistance	\$247,076	100.0%
Other Funds	\$0	0.0%
Total Operating Funds Expended	\$247,076	100.0%

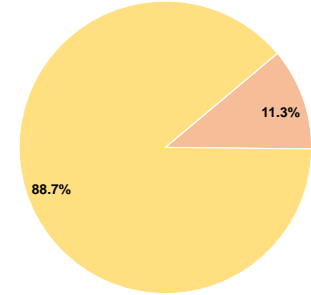
Sources of Capital Funds Expended

Fare Revenues	\$0	0.0%
Local Funds	\$22,000	11.3%
State Funds	\$0	0.0%
Federal Assistance	\$172,924	88.7%
Other Funds	\$0	0.0%
Total Capital Funds Expended	\$194,924	100.0%

Operating Funding Sources



Capital Funding Sources



Modal Characteristics

Operation Characteristics

Vehicles Operated at Maximum Service

Mode	Directly Operated	Purchased Transportation	Operating Expenses	Fare Revenues	Uses of Capital Funds	Annual Unlinked Trips	Annual Vehicle Revenue Miles	Annual Vehicle Revenue Hours	Average Fleet Age in Years ^a
Bus	2	-	\$247,076	\$0	\$194,924	10,628	88,831	3,396	3.8
Total	2	-	\$247,076	\$0	\$194,924	10,628	88,831	3,396	

Performance Measures

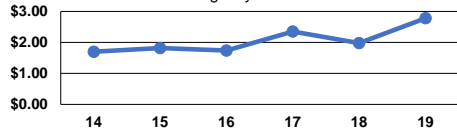
Service Efficiency

Mode	Operating Expenses per Vehicle Revenue Mile	Operating Expenses per Vehicle Revenue Hour
Bus	\$2.78	\$72.76
Total	\$2.78	\$72.76


Service Effectiveness

Mode	Operating Expenses per Unlinked Passenger Trip	Unlinked Trips per Vehicle Revenue Mile	Unlinked Trips per Vehicle Revenue Hour
Bus	\$23.25	0.1	3.1
Total	\$23.25	0.1	3.1

Operating Expense per Vehicle Revenue Mile: Agency Total



Unlinked Passenger Trips per Vehicle Revenue Mile: Agency Total



Notes:

^aDemand Response - Taxi (DT) and non-dedicated fleets do not report fleet age data.