

Town of Breckenridge

2019 Annual Agency Profile

<http://www.townofbreckenridge.com>

1105 Airport Rd
P.O. Box 168
Breckenridge, CO 80424-0168

General Information

Service Consumption

1,308,780 Annual Unlinked Trips (UPT)

Service Supplied

496,347 Annual Vehicle Revenue Miles (VRM)
53,545 Annual Vehicle Revenue Hours (VRH)

Summary of Operating Expenses (OE)

\$4,721,751 Total Operating Expenses

Database Information

NTDID: 8R01-80170

Reporter Type: Rural General Public Transit

Financial Information

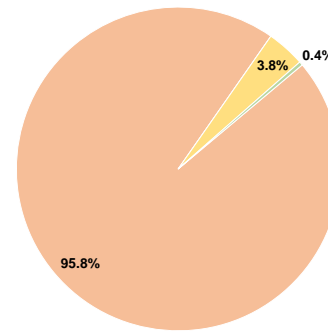
Sources of Operating Funds Expended

Fare Revenues	\$0	0.0%
Local Funds	\$4,523,977	95.8%
State Funds	\$0	0.0%
Federal Assistance	\$180,430	3.8%
Other Funds	\$17,344	0.4%
Total Operating Funds Expended	\$4,721,751	100.0%

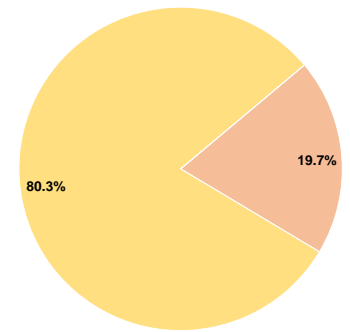
Sources of Capital Funds Expended

Fare Revenues	\$0	0.0%
Local Funds	\$245,111	19.7%
State Funds	\$0	0.0%
Federal Assistance	\$1,000,000	80.3%
Other Funds	\$0	0.0%
Total Capital Funds Expended	\$1,245,111	100.0%

Operating Funding Sources



Capital Funding Sources



Modal Characteristics

Operation Characteristics

Vehicles Operated at Maximum Service

Mode	Directly Operated	Purchased Transportation	Operating Expenses	Fare Revenues	Uses of Capital Funds	Annual Unlinked Trips	Annual Vehicle Revenue Miles	Annual Vehicle Revenue Hours
Bus	12	-	\$4,721,751	\$0	\$1,245,111	1,308,780	496,347	53,545
Total	12	-	\$4,721,751	\$0	\$1,245,111	1,308,780	496,347	53,545

Performance Measures

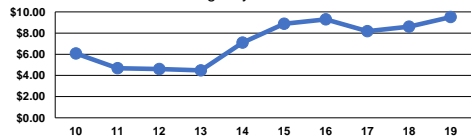
Service Efficiency

Mode	Operating Expenses per Vehicle Revenue Mile	Operating Expenses per Vehicle Revenue Hour
Bus	\$9.51	\$88.18
Total	\$9.51	\$88.18

Service Effectiveness

Mode	Operating Expenses per Unlinked Passenger Trip	Unlinked Trips per Vehicle Revenue Mile	Unlinked Trips per Vehicle Revenue Hour
Bus	\$3.61	2.6	24.4
Total	\$3.61	2.6	24.4

Operating Expense per Vehicle Revenue Mile: Agency Total



Unlinked Passenger Trips per Vehicle Revenue Mile: Agency Total

