http://cartercountymt.info/wordpress/carter-county-carter-charte
307 West Watson
Ekalaka, MT 59324

Carter County

2019 Annual Agency Profile

General Information

Service Consumption

834 **Annual Unlinked Trips (UPT)**

Service Supplied

29,987 **Annual Vehicle Revenue Miles (VRM)**
1,010 **Annual Vehicle Revenue Hours (VRH)**

Summary of Operating Expenses (OE)

$32,967 **Total Operating Expenses**

Database Information

NTDID: 8R02-80135
Reporter Type: Rural General Public Transit

Financial Information

Sources of Operating Funds Expended

Fare Revenues	$2,908	8.8%
Local Funds	$10,738	32.6%
State Funds	$1,009	3.1%
Federal Assistance	$18,312	55.5%
Other Funds	$0	0.0%
Total Operating Funds Expended	**$32,967**	100.0%

Sources of Capital Funds Expended

Fare Revenues	$0
Local Funds	$0
State Funds	$0
Federal Assistance	$0
Other Funds	$0
Total Capital Funds Expended	**$0**

Operating Funding Sources

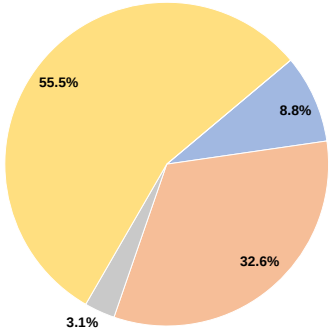

Modal Characteristics

Operation Characteristics

Mode	Vehicles Operated at Maximum Service: Directly Operated	Vehicles Operated at Maximum Service: Purchased Transportation	Operating Expenses	Fare Revenues	Uses of Capital Funds	Annual Unlinked Trips	Annual Vehicle Revenue Miles	Annual Vehicle Revenue Hours
Demand Response	2	-	$32,967	$2,908	$0	834	29,987	1,010
Total	**2**	**-**	**$32,967**	**$2,908**	**$0**	**834**	**29,987**	**1,010**

Performance Measures

Service Efficiency

Mode	Operating Expenses per Vehicle Revenue Mile	Operating Expenses per Vehicle Revenue Hour
Demand Response	$1.10	$32.64
Total	**$1.10**	**$32.64**

Service Effectiveness

Mode	Operating Expenses per Unlinked Passenger Trip	Unlinked Trips per Vehicle Revenue Mile	Unlinked Trips per Vehicle Revenue Hour
Demand Response	$39.53	0.0	0.8
Total	**$39.53**	**0.0**	**0.8**

Operating Expense per Vehicle Revenue Mile: Agency Total

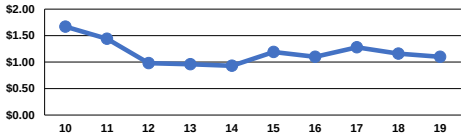
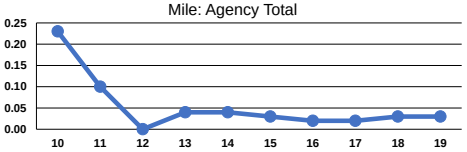
Unlinked Passenger Trips per Vehicle Revenue Mile: Agency Total