

# Helena Area Transit Service

## 2019 Annual Agency Profile

### General Information

#### Service Consumption

90,568 Annual Unlinked Trips (UPT)

#### Service Supplied

225,576 Annual Vehicle Revenue Miles (VRM)  
 19,370 Annual Vehicle Revenue Hours (VRH)

#### Summary of Operating Expenses (OE)

\$1,400,716 Total Operating Expenses

#### Database Information

NTDID: 8R02-80137  
 Reporter Type: Rural General Public Transit

### Financial Information

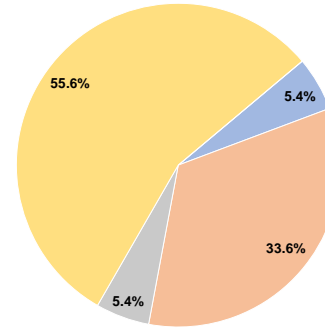
#### Sources of Operating Funds Expended

Fare Revenues	\$75,615	5.4%
Local Funds	\$471,304	33.6%
State Funds	\$75,336	5.4%
Federal Assistance	\$778,461	55.6%
Other Funds	\$0	0.0%
<b>Total Operating Funds Expended</b>	<b>\$1,400,716</b>	<b>100.0%</b>

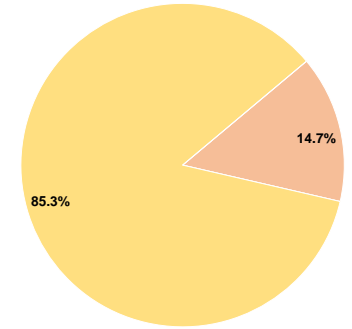
#### Sources of Capital Funds Expended

Fare Revenues	\$0	0.0%
Local Funds	\$64,450	14.7%
State Funds	\$0	0.0%
Federal Assistance	\$373,319	85.3%
Other Funds	\$0	0.0%
<b>Total Capital Funds Expended</b>	<b>\$437,769</b>	<b>100.0%</b>

#### Operating Funding Sources



#### Capital Funding Sources



### Modal Characteristics

#### Operation Characteristics

#### Vehicles Operated at Maximum Service

Mode	Directly Operated	Purchased Transportation	Operating Expenses	Fare Revenues	Uses of Capital Funds	Annual Unlinked Trips	Annual Vehicle Revenue Miles	Annual Vehicle Revenue Hours
Demand Response	5	-	\$120,735	\$23,441	\$153,874	13,932	17,145	1,142
Bus	5	-	\$1,279,981	\$52,174	\$283,895	76,636	208,431	18,228
<b>Total</b>	<b>10</b>	<b>-</b>	<b>\$1,400,716</b>	<b>\$75,615</b>	<b>\$437,769</b>	<b>90,568</b>	<b>225,576</b>	<b>19,370</b>

#### Performance Measures

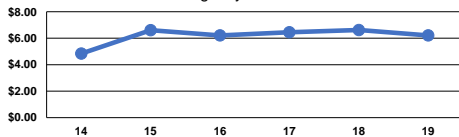
#### Service Efficiency

Mode	Operating Expenses per Vehicle Revenue Mile	Operating Expenses per Vehicle Revenue Hour
Demand Response	\$7.04	\$105.72
Bus	\$6.14	\$70.22
<b>Total</b>	<b>\$6.21</b>	<b>\$72.31</b>

#### Service Effectiveness

Mode	Operating Expenses per Unlinked Passenger Trip	Unlinked Trips per Vehicle Revenue Mile	Unlinked Trips per Vehicle Revenue Hour
Demand Response	\$8.67	0.8	12.2
Bus	\$16.70	0.4	4.2
<b>Total</b>	<b>\$15.47</b>	<b>0.4</b>	<b>4.7</b>

Operating Expense per Vehicle Revenue Mile: Agency Total



Unlinked Passenger Trips per Vehicle Revenue Mile: Agency Total

