

Fergus County Council on Aging

2019 Annual Agency Profile

General Information

Service Consumption

22,949 Annual Unlinked Trips (UPT)

Service Supplied

89,238 Annual Vehicle Revenue Miles (VRM)
 8,013 Annual Vehicle Revenue Hours (VRH)

Summary of Operating Expenses (OE)

\$309,354 Total Operating Expenses

Database Information

NTDID: 8R02-80236

Reporter Type: Rural General Public Transit

Financial Information

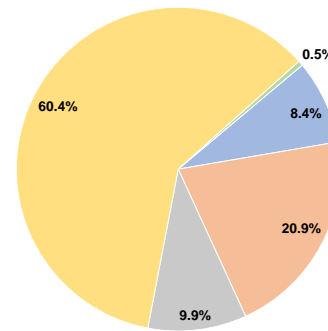
Sources of Operating Funds Expended

Fare Revenues	\$26,035	8.4%
Local Funds	\$64,519	20.9%
State Funds	\$30,492	9.9%
Federal Assistance	\$186,808	60.4%
Other Funds	\$1,500	0.5%
Total Operating Funds Expended	\$309,354	100.0%

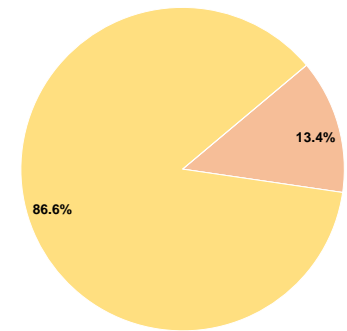
Sources of Capital Funds Expended

Fare Revenues	\$0	0.0%
Local Funds	\$13,285	13.4%
State Funds	\$0	0.0%
Federal Assistance	\$85,712	86.6%
Other Funds	\$0	0.0%
Total Capital Funds Expended	\$98,997	100.0%

Operating Funding Sources



Capital Funding Sources



Modal Characteristics

Operation Characteristics

Vehicles Operated at Maximum Service

Mode	Directly Operated	Purchased Transportation	Operating Expenses	Fare Revenues	Uses of Capital Funds	Annual Unlinked Trips	Annual Vehicle Revenue Miles	Annual Vehicle Revenue Hours
Demand Response	7	-	\$309,354	\$26,035	\$98,997	22,949	89,238	8,013
Total	7	-	\$309,354	\$26,035	\$98,997	22,949	89,238	8,013

Performance Measures

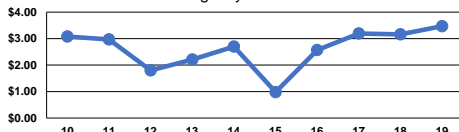
Service Efficiency

Mode	Operating Expenses per Vehicle Revenue Mile	Operating Expenses per Vehicle Revenue Hour
Demand Response	\$3.47	\$38.61
Total	\$3.47	\$38.61

Service Effectiveness

Mode	Operating Expenses per Unlinked Passenger Trip	Unlinked Trips per Vehicle Revenue Mile	Unlinked Trips per Vehicle Revenue Hour
Demand Response	\$13.48	0.3	2.9
Total	\$13.48	0.3	2.9

Operating Expense per Vehicle Revenue Mile: Agency Total



Unlinked Passenger Trips per Vehicle Revenue Mile: Agency Total

