

# Powell County Public Transportation

2019 Annual Agency Profile

## General Information

### Service Consumption

4,424 Annual Unlinked Trips (UPT)

### Service Supplied

16,594 Annual Vehicle Revenue Miles (VRM)  
1,899 Annual Vehicle Revenue Hours (VRH)

### Summary of Operating Expenses (OE)

\$47,202 Total Operating Expenses

### Database Information

NTDID: 8R02-88218

Reporter Type: Rural General Public Transit

## Financial Information

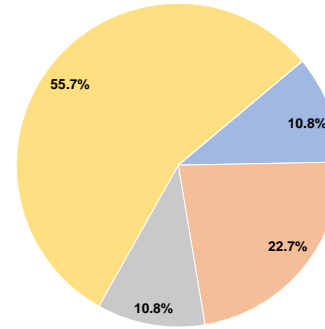
### Sources of Operating Funds Expended

Fare Revenues	\$5,101	10.8%
Local Funds	\$10,694	22.7%
State Funds	\$5,103	10.8%
Federal Assistance	\$26,304	55.7%
Other Funds	\$0	0.0%
<b>Total Operating Funds Expended</b>	<b>\$47,202</b>	<b>100.0%</b>

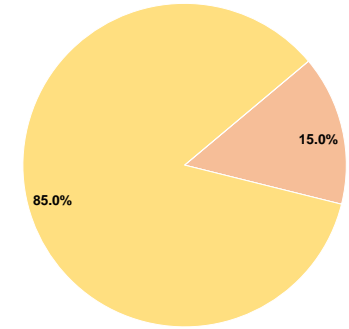
### Sources of Capital Funds Expended

Fare Revenues	\$0	0.0%
Local Funds	\$7,814	15.0%
State Funds	\$0	0.0%
Federal Assistance	\$44,279	85.0%
Other Funds	\$0	0.0%
<b>Total Capital Funds Expended</b>	<b>\$52,093</b>	<b>100.0%</b>

### Operating Funding Sources



### Capital Funding Sources



## Modal Characteristics

### Operation Characteristics

#### Vehicles Operated at Maximum Service

Mode	Directly Operated	Purchased Transportation	Operating Expenses	Fare Revenues	Uses of Capital Funds	Annual Unlinked Trips	Annual Vehicle Revenue Miles	Annual Vehicle Revenue Hours
Demand Response	3	-	\$47,202	\$5,101	\$52,093	4,424	16,594	1,899
<b>Total</b>	<b>3</b>	<b>-</b>	<b>\$47,202</b>	<b>\$5,101</b>	<b>\$52,093</b>	<b>4,424</b>	<b>16,594</b>	<b>1,899</b>

### Performance Measures

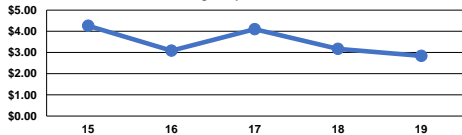
#### Service Efficiency

Mode	Operating Expenses per Vehicle Revenue Mile	Operating Expenses per Vehicle Revenue Hour
Demand Response	\$2.84	\$24.86
<b>Total</b>	<b>\$2.84</b>	<b>\$24.86</b>

#### Service Effectiveness

Mode	Operating Expenses per Unlinked Passenger Trip	Unlinked Trips per Vehicle Revenue Mile	Unlinked Trips per Vehicle Revenue Hour
Demand Response	\$10.67	0.3	2.3
<b>Total</b>	<b>\$10.67</b>	<b>0.3</b>	<b>2.3</b>

Operating Expense per Vehicle Revenue Mile: Agency Total



Unlinked Passenger Trips per Vehicle Revenue Mile: Agency Total

