

South Central Adult Services

2019 Annual Agency Profile

General Information

Service Consumption

103,575 Annual Unlinked Trips (UPT)

Service Supplied

733,890 Annual Vehicle Revenue Miles (VRM)
43,463 Annual Vehicle Revenue Hours (VRH)

Summary of Operating Expenses (OE)

\$1,349,722 Total Operating Expenses

Database Information

NTDID: 8R03-80125

Reporter Type: Rural General Public Transit

Financial Information

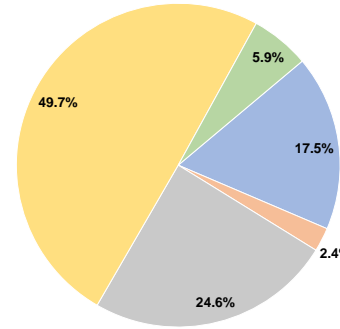
Sources of Operating Funds Expended

Fare Revenues	\$236,637	17.5%
Local Funds	\$32,172	2.4%
State Funds	\$331,380	24.6%
Federal Assistance	\$670,147	49.7%
Other Funds	\$79,386	5.9%
Total Operating Funds Expended	\$1,349,722	100.0%

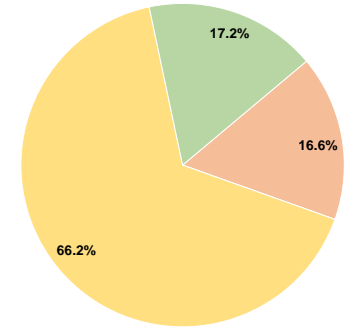
Sources of Capital Funds Expended

Fare Revenues	\$0	0.0%
Local Funds	\$30,655	16.6%
State Funds	\$0	0.0%
Federal Assistance	\$122,620	66.2%
Other Funds	\$31,855	17.2%
Total Capital Funds Expended	\$185,130	100.0%

Operating Funding Sources



Capital Funding Sources



Modal Characteristics

Operation Characteristics

Vehicles Operated at Maximum Service

Mode	Directly Operated	Purchased Transportation	Operating Expenses	Fare Revenues	Uses of Capital Funds	Annual Unlinked Trips	Annual Vehicle Revenue Miles	Annual Vehicle Revenue Hours
Demand Response	32	-	\$1,289,245	\$176,160	\$185,130	86,116	670,880	39,152
Demand Response - Taxi	-	2	\$60,477	\$60,477	\$0	17,459	63,010	4,311
Total	32	2	\$1,349,722	\$236,637	\$185,130	103,575	733,890	43,463

Performance Measures

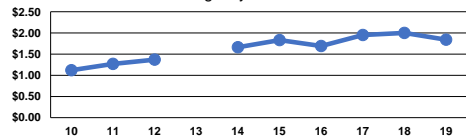
Service Efficiency

Mode	Operating Expenses per Vehicle Revenue Mile	Operating Expenses per Vehicle Revenue Hour
Demand Response	\$1.92	\$32.93
Demand Response - Taxi	\$0.96	\$14.03
Total	\$1.84	\$31.05

Service Effectiveness

Mode	Operating Expenses per Unlinked Passenger Trip	Unlinked Trips per Vehicle Revenue Mile	Unlinked Trips per Vehicle Revenue Hour
Demand Response	\$14.97	0.1	2.2
Demand Response - Taxi	\$3.46	0.3	4.0
Total	\$13.03	0.1	2.4

Operating Expense per Vehicle Revenue Mile: Agency Total



Unlinked Passenger Trips per Vehicle Revenue Mile: Agency Total

