

Nelson County Council On Aging

2019 Annual Agency Profile

P.O. Box 613
McVille, ND 58254

General Information

Service Consumption

4,438 Annual Unlinked Trips (UPT)

Service Supplied

47,042 Annual Vehicle Revenue Miles (VRM)
1,956 Annual Vehicle Revenue Hours (VRH)

Summary of Operating Expenses (OE)

\$127,022 Total Operating Expenses

Database Information

NTDID: 8R03-80250

Reporter Type: Rural General Public Transit

Financial Information

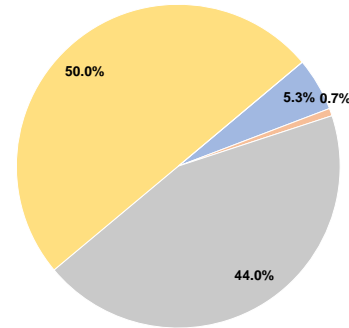
Sources of Operating Funds Expended

Fare Revenues	\$6,752	5.3%
Local Funds	\$951	0.7%
State Funds	\$55,850	44.0%
Federal Assistance	\$63,469	50.0%
Other Funds	\$0	0.0%
Total Operating Funds Expended	\$127,022	100.0%

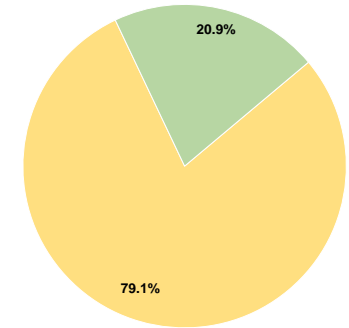
Sources of Capital Funds Expended

Fare Revenues	\$0	0.0%
Local Funds	\$0	0.0%
State Funds	\$0	0.0%
Federal Assistance	\$46,400	79.1%
Other Funds	\$12,293	20.9%
Total Capital Funds Expended	\$58,693	100.0%

Operating Funding Sources



Capital Funding Sources



Modal Characteristics

Operation Characteristics

Vehicles Operated at Maximum Service

Mode	Directly Operated	Purchased Transportation	Operating Expenses	Fare Revenues	Uses of Capital Funds	Annual Unlinked Trips	Annual Vehicle Revenue Miles	Annual Vehicle Revenue Hours
Demand Response	2	-	\$127,022	\$6,752	\$58,693	4,438	47,042	1,956
Total	2	-	\$127,022	\$6,752	\$58,693	4,438	47,042	1,956

Performance Measures

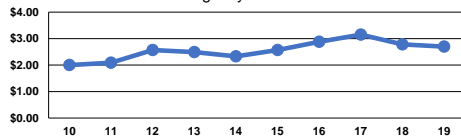
Service Efficiency

Mode	Operating Expenses per Vehicle Revenue Mile	Operating Expenses per Vehicle Revenue Hour
Demand Response	\$2.70	\$64.94
Total	\$2.70	\$64.94

Service Effectiveness

Mode	Operating Expenses per Unlinked Passenger Trip	Unlinked Trips per Vehicle Revenue Mile	Unlinked Trips per Vehicle Revenue Hour
Demand Response	\$28.62	0.1	2.3
Total	\$28.62	0.1	2.3

Operating Expense per Vehicle Revenue Mile: Agency Total



Unlinked Passenger Trips per Vehicle Revenue Mile: Agency Total

