

# Southwest Transportation Services

2019 Annual Agency Profile

## General Information

### Service Consumption

11,946 Annual Unlinked Trips (UPT)

### Service Supplied

98,380 Annual Vehicle Revenue Miles (VRM)  
6,249 Annual Vehicle Revenue Hours (VRH)

### Summary of Operating Expenses (OE)

\$290,503 Total Operating Expenses

### Database Information

NTDID: 8R03-80268

Reporter Type: Rural General Public Transit

## Financial Information

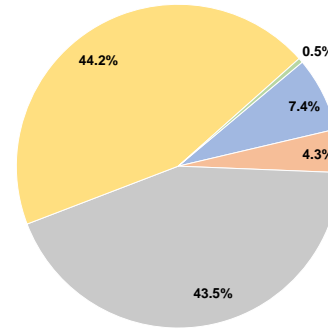
### Sources of Operating Funds Expended

Fare Revenues	\$21,618	7.4%
Local Funds	\$12,501	4.3%
State Funds	\$126,503	43.5%
Federal Assistance	\$128,535	44.2%
Other Funds	\$1,346	0.5%
<b>Total Operating Funds Expended</b>	<b>\$290,503</b>	<b>100.0%</b>

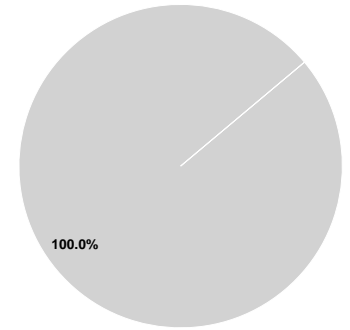
### Sources of Capital Funds Expended

Fare Revenues	\$0	0.0%
Local Funds	\$0	0.0%
State Funds	\$25,528	100.0%
Federal Assistance	\$0	0.0%
Other Funds	\$0	0.0%
<b>Total Capital Funds Expended</b>	<b>\$25,528</b>	<b>100.0%</b>

### Operating Funding Sources



### Capital Funding Sources



## Modal Characteristics

### Operation Characteristics

#### Vehicles Operated at Maximum Service

Mode	Directly Operated	Purchased Transportation	Operating Expenses	Fare Revenues	Uses of Capital Funds	Annual Unlinked Trips	Annual Vehicle Revenue Miles	Annual Vehicle Revenue Hours
Demand Response	8	-	\$290,503	\$21,618	\$25,528	11,946	98,380	6,249
<b>Total</b>	<b>8</b>	<b>-</b>	<b>\$290,503</b>	<b>\$21,618</b>	<b>\$25,528</b>	<b>11,946</b>	<b>98,380</b>	<b>6,249</b>

### Performance Measures

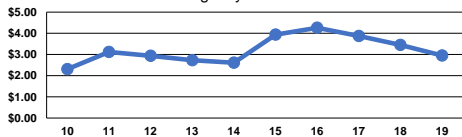
#### Service Efficiency

Mode	Operating Expenses per Vehicle Revenue Mile	Operating Expenses per Vehicle Revenue Hour
Demand Response	\$2.95	\$46.49
<b>Total</b>	<b>\$2.95</b>	<b>\$46.49</b>

#### Service Effectiveness

Mode	Operating Expenses per Unlinked Passenger Trip	Unlinked Trips per Vehicle Revenue Mile	Unlinked Trips per Vehicle Revenue Hour
Demand Response	\$24.32	0.1	1.9
<b>Total</b>	<b>\$24.32</b>	<b>0.1</b>	<b>1.9</b>

Operating Expense per Vehicle Revenue Mile: Agency Total



Unlinked Passenger Trips per Vehicle Revenue Mile: Agency Total

