

City of Minot

2019 Annual Agency Profile

General Information

Service Consumption

94,738 Annual Unlinked Trips (UPT)

Service Supplied

155,967 Annual Vehicle Revenue Miles (VRM)
10,851 Annual Vehicle Revenue Hours (VRH)

Summary of Operating Expenses (OE)

\$1,062,484 Total Operating Expenses

Database Information

NTDID: 8R03-80303

Reporter Type: Rural General Public Transit

Financial Information

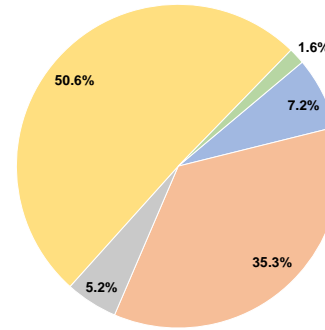
Sources of Operating Funds Expended

Fare Revenues	\$76,819	7.2%
Local Funds	\$375,284	35.3%
State Funds	\$55,425	5.2%
Federal Assistance	\$537,796	50.6%
Other Funds	\$17,160	1.6%
Total Operating Funds Expended	\$1,062,484	100.0%

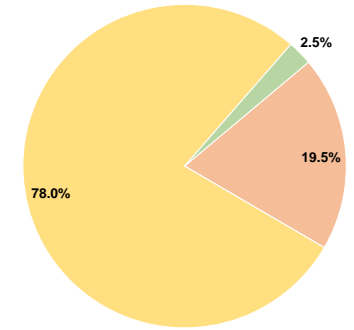
Sources of Capital Funds Expended

Fare Revenues	\$0	0.0%
Local Funds	\$114,912	19.5%
State Funds	\$0	0.0%
Federal Assistance	\$459,465	78.0%
Other Funds	\$14,521	2.5%
Total Capital Funds Expended	\$588,898	100.0%

Operating Funding Sources



Capital Funding Sources



Modal Characteristics

Operation Characteristics

Vehicles Operated at Maximum Service

Mode	Directly Operated	Purchased Transportation	Operating Expenses	Fare Revenues	Uses of Capital Funds	Annual Unlinked Trips	Annual Vehicle Revenue Miles	Annual Vehicle Revenue Hours
Bus	5	-	\$1,062,484	\$76,819	\$588,898	94,738	155,967	10,851
Total	5	-	\$1,062,484	\$76,819	\$588,898	94,738	155,967	10,851

Performance Measures

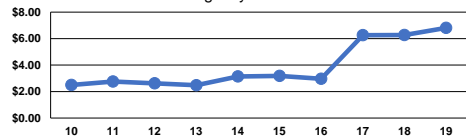
Service Efficiency

Mode	Operating Expenses per Vehicle Revenue Mile	Operating Expenses per Vehicle Revenue Hour
Bus	\$6.81	\$97.92
Total	\$6.81	\$97.92

Service Effectiveness

Mode	Operating Expenses per Unlinked Passenger Trip	Unlinked Trips per Vehicle Revenue Mile	Unlinked Trips per Vehicle Revenue Hour
Bus	\$11.21	0.6	8.7
Total	\$11.21	0.6	8.7

Operating Expense per Vehicle Revenue Mile: Agency Total



Unlinked Passenger Trips per Vehicle Revenue Mile: Agency Total

