

SESDAC, Inc dba Vermillion Public Transit

2019 Annual Agency Profile

General Information

Service Consumption

61,940 Annual Unlinked Trips (UPT)

Service Supplied

92,230 Annual Vehicle Revenue Miles (VRM)
 8,870 Annual Vehicle Revenue Hours (VRH)

Summary of Operating Expenses (OE)

\$448,853 Total Operating Expenses

Database Information

NTDID: 8R04-80112

Reporter Type: Rural General Public Transit

Financial Information

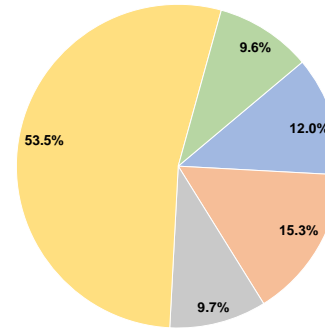
Sources of Operating Funds Expended

Fare Revenues	\$53,718	12.0%
Local Funds	\$68,624	15.3%
State Funds	\$43,493	9.7%
Federal Assistance	\$239,932	53.5%
Other Funds	\$43,086	9.6%
Total Operating Funds Expended	\$448,853	100.0%

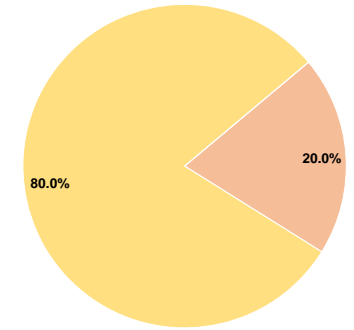
Sources of Capital Funds Expended

Fare Revenues	\$0	0.0%
Local Funds	\$17,087	20.0%
State Funds	\$0	0.0%
Federal Assistance	\$68,349	80.0%
Other Funds	\$0	0.0%
Total Capital Funds Expended	\$85,436	100.0%

Operating Funding Sources



Capital Funding Sources



Modal Characteristics

Operation Characteristics

Vehicles Operated at Maximum Service

Mode	Directly Operated	Purchased Transportation	Operating Expenses	Fare Revenues	Uses of Capital Funds	Annual Unlinked Trips	Annual Vehicle Revenue Miles	Annual Vehicle Revenue Hours
Demand Response	5	-	\$448,853	\$53,718	\$85,436	61,940	92,230	8,870
Total	5	-	\$448,853	\$53,718	\$85,436	61,940	92,230	8,870

Performance Measures

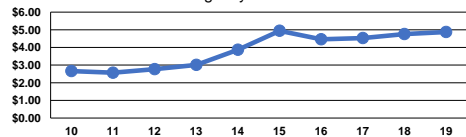
Service Efficiency

Mode	Operating Expenses per Vehicle Revenue Mile	Operating Expenses per Vehicle Revenue Hour
Demand Response	\$4.87	\$50.60
Total	\$4.87	\$50.60

Service Effectiveness

Mode	Operating Expenses per Unlinked Passenger Trip	Unlinked Trips per Vehicle Revenue Mile	Unlinked Trips per Vehicle Revenue Hour
Demand Response	\$7.25	0.7	7.0
Total	\$7.25	0.7	7.0

Operating Expense per Vehicle Revenue Mile: Agency Total



Unlinked Passenger Trips per Vehicle Revenue Mile: Agency Total

