

# City of Mitchell - Palace Transit

2019 Annual Agency Profile

## General Information

### Service Consumption

77,597 Annual Unlinked Trips (UPT)

### Service Supplied

148,448 Annual Vehicle Revenue Miles (VRM)  
15,327 Annual Vehicle Revenue Hours (VRH)

### Summary of Operating Expenses (OE)

\$890,899 Total Operating Expenses

### Database Information

NTDID: 8R04-80116

Reporter Type: Rural General Public Transit

## Financial Information

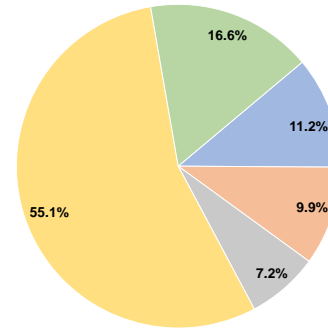
### Sources of Operating Funds Expended

Fare Revenues	\$99,865	11.2%
Local Funds	\$88,298	9.9%
State Funds	\$64,135	7.2%
Federal Assistance	\$490,512	55.1%
Other Funds	\$148,089	16.6%
<b>Total Operating Funds Expended</b>	<b>\$890,899</b>	<b>100.0%</b>

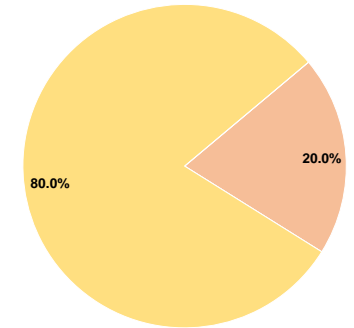
### Sources of Capital Funds Expended

Fare Revenues	\$0	0.0%
Local Funds	\$10,288	20.0%
State Funds	\$0	0.0%
Federal Assistance	\$41,152	80.0%
Other Funds	\$0	0.0%
<b>Total Capital Funds Expended</b>	<b>\$51,440</b>	<b>100.0%</b>

### Operating Funding Sources



### Capital Funding Sources



## Modal Characteristics

### Operation Characteristics

#### Vehicles Operated at Maximum Service

Mode	Directly Operated	Purchased Transportation	Operating Expenses	Fare Revenues	Uses of Capital Funds	Annual Unlinked Trips	Annual Vehicle Revenue Miles	Annual Vehicle Revenue Hours
Demand Response	9	-	\$890,899	\$99,865	\$51,440	77,597	148,448	15,327
<b>Total</b>	<b>9</b>	<b>-</b>	<b>\$890,899</b>	<b>\$99,865</b>	<b>\$51,440</b>	<b>77,597</b>	<b>148,448</b>	<b>15,327</b>

### Performance Measures

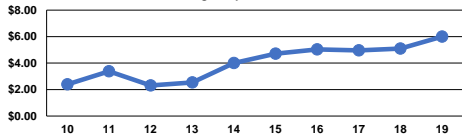
#### Service Efficiency

Mode	Operating Expenses per Vehicle Revenue Mile	Operating Expenses per Vehicle Revenue Hour
Demand Response	\$6.00	\$58.13
<b>Total</b>	<b>\$6.00</b>	<b>\$58.13</b>

#### Service Effectiveness

Mode	Operating Expenses per Unlinked Passenger Trip	Unlinked Trips per Vehicle Revenue Mile	Unlinked Trips per Vehicle Revenue Hour
Demand Response	\$11.48	0.5	5.1
<b>Total</b>	<b>\$11.48</b>	<b>0.5</b>	<b>5.1</b>

Operating Expense per Vehicle Revenue Mile: Agency Total



Unlinked Passenger Trips per Vehicle Revenue Mile: Agency Total

