

# Rural Office of Community Services

2019 Annual Agency Profile

## General Information

### Service Consumption

110,495 Annual Unlinked Trips (UPT)

### Service Supplied

360,306 Annual Vehicle Revenue Miles (VRM)  
35,298 Annual Vehicle Revenue Hours (VRH)

### Summary of Operating Expenses (OE)

\$1,045,798 Total Operating Expenses

### Database Information

NTDID: 8R04-80182

Reporter Type: Rural General Public Transit

## Financial Information

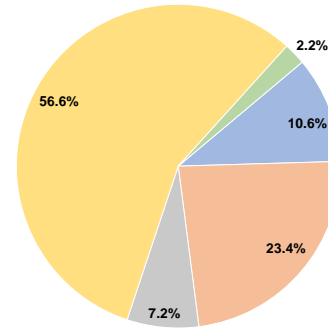
### Sources of Operating Funds Expended

Fare Revenues	\$111,286	10.6%
Local Funds	\$245,027	23.4%
State Funds	\$74,860	7.2%
Federal Assistance	\$591,785	56.6%
Other Funds	\$22,840	2.2%
<b>Total Operating Funds Expended</b>	<b>\$1,045,798</b>	<b>100.0%</b>

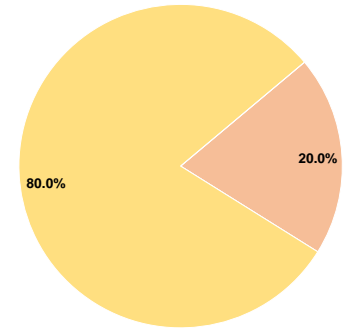
### Sources of Capital Funds Expended

Fare Revenues	\$0	0.0%
Local Funds	\$21,254	20.0%
State Funds	\$0	0.0%
Federal Assistance	\$85,017	80.0%
Other Funds	\$0	0.0%
<b>Total Capital Funds Expended</b>	<b>\$106,271</b>	<b>100.0%</b>

### Operating Funding Sources



### Capital Funding Sources



## Modal Characteristics

### Operation Characteristics

#### Vehicles Operated at Maximum Service

Mode	Directly Operated	Purchased Transportation	Operating Expenses	Fare Revenues	Uses of Capital Funds	Annual Unlinked Trips	Annual Vehicle Revenue Miles	Annual Vehicle Revenue Hours
Demand Response	30	-	\$1,045,798	\$111,286	\$106,271	110,495	360,306	35,298
<b>Total</b>	<b>30</b>	<b>-</b>	<b>\$1,045,798</b>	<b>\$111,286</b>	<b>\$106,271</b>	<b>110,495</b>	<b>360,306</b>	<b>35,298</b>

### Performance Measures

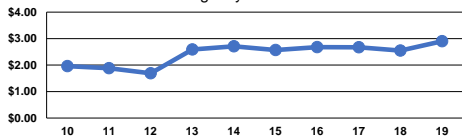
#### Service Efficiency

Mode	Operating Expenses per Vehicle Revenue Mile	Operating Expenses per Vehicle Revenue Hour
Demand Response	\$2.90	\$29.63
<b>Total</b>	<b>\$2.90</b>	<b>\$29.63</b>

#### Service Effectiveness

Mode	Operating Expenses per Unlinked Passenger Trip	Unlinked Trips per Vehicle Revenue Mile	Unlinked Trips per Vehicle Revenue Hour
Demand Response	\$9.46	0.3	3.1
<b>Total</b>	<b>\$9.46</b>	<b>0.3</b>	<b>3.1</b>

Operating Expense per Vehicle Revenue Mile: Agency Total



Unlinked Passenger Trips per Vehicle Revenue Mile: Agency Total

