

West River Transit Authority, Inc. dba Prairie Hills Transit

2019 Annual Agency Profile

General Information

Service Consumption

126,628 Annual Unlinked Trips (UPT)

Service Supplied

557,549 Annual Vehicle Revenue Miles (VRM)
37,567 Annual Vehicle Revenue Hours (VRH)

Summary of Operating Expenses (OE)

\$1,752,523 Total Operating Expenses

Database Information

NTDID: 8R04-80253

Reporter Type: Rural General Public Transit

Financial Information

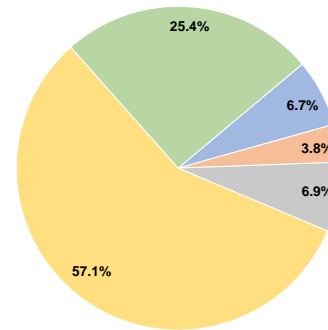
Sources of Operating Funds Expended

Fare Revenues	\$118,096	6.7%
Local Funds	\$66,332	3.8%
State Funds	\$121,489	6.9%
Federal Assistance	\$1,000,589	57.1%
Other Funds	\$446,017	25.4%
Total Operating Funds Expended	\$1,752,523	100.0%

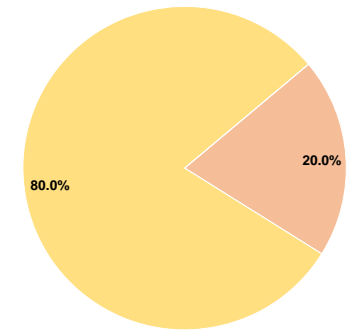
Sources of Capital Funds Expended

Fare Revenues	\$0	0.0%
Local Funds	\$113,634	20.0%
State Funds	\$0	0.0%
Federal Assistance	\$454,536	80.0%
Other Funds	\$0	0.0%
Total Capital Funds Expended	\$568,170	100.0%

Operating Funding Sources



Capital Funding Sources



Modal Characteristics

Operation Characteristics

Vehicles Operated at Maximum Service

Mode	Directly Operated	Purchased Transportation	Operating Expenses	Fare Revenues	Uses of Capital Funds	Annual Unlinked Trips	Annual Vehicle Revenue Miles	Annual Vehicle Revenue Hours
Demand Response	30	-	\$1,752,523	\$118,096	\$568,170	126,628	557,549	37,567
Total	30	-	\$1,752,523	\$118,096	\$568,170	126,628	557,549	37,567

Performance Measures

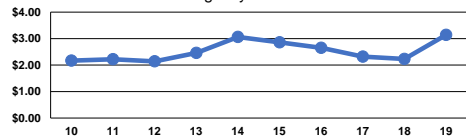
Service Efficiency

Mode	Operating Expenses per Vehicle Revenue Mile	Operating Expenses per Vehicle Revenue Hour
Demand Response	\$3.14	\$46.65
Total	\$3.14	\$46.65

Service Effectiveness

Mode	Operating Expenses per Unlinked Passenger Trip	Unlinked Trips per Vehicle Revenue Mile	Unlinked Trips per Vehicle Revenue Hour
Demand Response	\$13.84	0.2	3.4
Total	\$13.84	0.2	3.4

Operating Expense per Vehicle Revenue Mile: Agency Total



Unlinked Passenger Trips per Vehicle Revenue Mile: Agency Total

