

Community Transit, Inc.

2019 Annual Agency Profile

<http://www.sissetoncommunitytransit.com>

420 2nd Avenue East
P.O. Box 27
Sisseton, SD 57262-0027

General Information

Service Consumption

78,944 Annual Unlinked Trips (UPT)

Service Supplied

289,979 Annual Vehicle Revenue Miles (VRM)
25,520 Annual Vehicle Revenue Hours (VRH)

Summary of Operating Expenses (OE)

\$682,071 Total Operating Expenses

Database Information

NTDID: 8R04-80300

Reporter Type: Rural General Public Transit

Financial Information

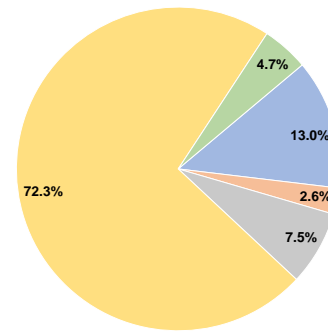
Sources of Operating Funds Expended

Fare Revenues	\$88,687	13.0%
Local Funds	\$17,888	2.6%
State Funds	\$50,823	7.5%
Federal Assistance	\$492,936	72.3%
Other Funds	\$31,737	4.7%
Total Operating Funds Expended	\$682,071	100.0%

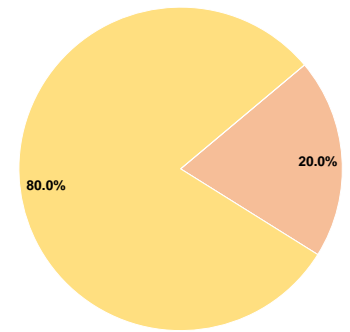
Sources of Capital Funds Expended

Fare Revenues	\$0	0.0%
Local Funds	\$45,815	20.0%
State Funds	\$0	0.0%
Federal Assistance	\$183,260	80.0%
Other Funds	\$0	0.0%
Total Capital Funds Expended	\$229,075	100.0%

Operating Funding Sources



Capital Funding Sources



Modal Characteristics

Operation Characteristics

Vehicles Operated at Maximum Service

Mode	Directly Operated	Purchased Transportation	Operating Expenses	Fare Revenues	Uses of Capital Funds	Annual Unlinked Trips	Annual Vehicle Revenue Miles	Annual Vehicle Revenue Hours
Demand Response	18	-	\$682,071	\$88,687	\$229,075	78,944	289,979	25,520
Total	18	-	\$682,071	\$88,687	\$229,075	78,944	289,979	25,520

Performance Measures

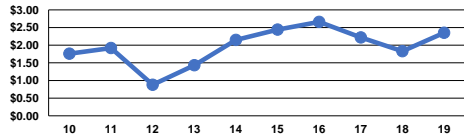
Service Efficiency

Mode	Operating Expenses per Vehicle Revenue Mile	Operating Expenses per Vehicle Revenue Hour
Demand Response	\$2.35	\$26.73
Total	\$2.35	\$26.73

Service Effectiveness

Mode	Operating Expenses per Unlinked Passenger Trip	Unlinked Trips per Vehicle Revenue Mile	Unlinked Trips per Vehicle Revenue Hour
Demand Response	\$8.64	0.3	3.1
Total	\$8.64	0.3	3.1

Operating Expense per Vehicle Revenue Mile: Agency Total



Unlinked Passenger Trips per Vehicle Revenue Mile: Agency Total

