

Senior Citizens Council

2019 Annual Agency Profile

<http://www.sheridanseniorcenter.org>

211 Smith Street
Sheridan, WY 82801

General Information

Service Consumption

40,496 Annual Unlinked Trips (UPT)

Service Supplied

185,494 Annual Vehicle Revenue Miles (VRM)
20,446 Annual Vehicle Revenue Hours (VRH)

Summary of Operating Expenses (OE)

\$575,326 Total Operating Expenses

Database Information

NTDID: 8R05-80193

Reporter Type: Rural General Public Transit

Financial Information

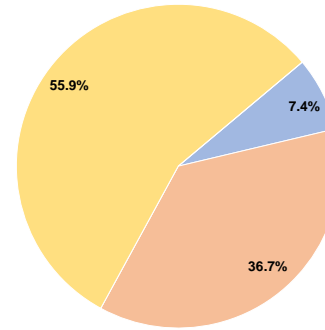
Sources of Operating Funds Expended

Fare Revenues	\$42,588	7.4%
Local Funds	\$210,890	36.7%
State Funds	\$0	0.0%
Federal Assistance	\$321,848	55.9%
Other Funds	\$0	0.0%
Total Operating Funds Expended	\$575,326	100.0%

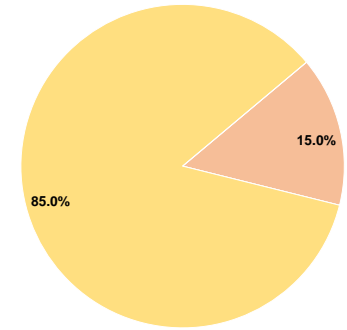
Sources of Capital Funds Expended

Fare Revenues	\$0	0.0%
Local Funds	\$69,459	15.0%
State Funds	\$0	0.0%
Federal Assistance	\$393,600	85.0%
Other Funds	\$0	0.0%
Total Capital Funds Expended	\$463,059	100.0%

Operating Funding Sources



Capital Funding Sources



Modal Characteristics

Operation Characteristics

Vehicles Operated at Maximum Service

Mode	Directly Operated	Purchased Transportation	Operating Expenses	Fare Revenues	Uses of Capital Funds	Annual Unlinked Trips	Annual Vehicle Revenue Miles	Annual Vehicle Revenue Hours
Demand Response	11	-	\$575,326	\$42,588	\$463,059	40,496	185,494	20,446
Total	11	-	\$575,326	\$42,588	\$463,059	40,496	185,494	20,446

Performance Measures

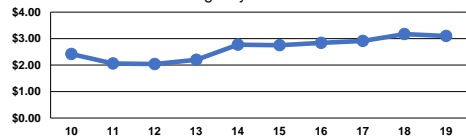
Service Efficiency

Mode	Operating Expenses per Vehicle Revenue Mile	Operating Expenses per Vehicle Revenue Hour
Demand Response	\$3.10	\$28.14
Total	\$3.10	\$28.14

Service Effectiveness

Mode	Operating Expenses per Unlinked Passenger Trip	Unlinked Trips per Vehicle Revenue Mile	Unlinked Trips per Vehicle Revenue Hour
Demand Response	\$14.21	0.2	2.0
Total	\$14.21	0.2	2.0

Operating Expense per Vehicle Revenue Mile: Agency Total



Unlinked Passenger Trips per Vehicle Revenue Mile: Agency Total

