

# Rehabilitation Enterprises of North Eastern Wyoming (RENEW)

2019 Annual Agency Profile

## General Information

### Service Consumption

23,290 Annual Unlinked Trips (UPT)

### Service Supplied

68,049 Annual Vehicle Revenue Miles (VRM)  
 3,960 Annual Vehicle Revenue Hours (VRH)

### Summary of Operating Expenses (OE)

\$142,504 Total Operating Expenses

### Database Information

NTDID: 8R05-80293

Reporter Type: Rural General Public Transit

## Financial Information

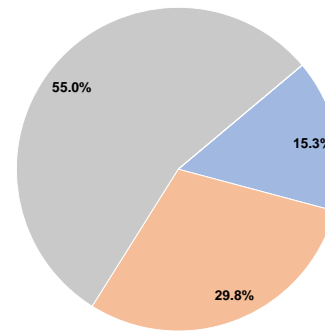
### Sources of Operating Funds Expended

Fare Revenues	\$21,758	15.3%
Local Funds	\$42,421	29.8%
State Funds	\$78,325	55.0%
Federal Assistance	\$0	0.0%
Other Funds	\$0	0.0%
<b>Total Operating Funds Expended</b>	<b>\$142,504</b>	<b>100.0%</b>

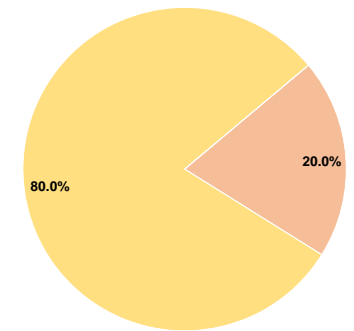
### Sources of Capital Funds Expended

Fare Revenues	\$0	0.0%
Local Funds	\$7,961	20.0%
State Funds	\$0	0.0%
Federal Assistance	\$31,845	80.0%
Other Funds	\$0	0.0%
<b>Total Capital Funds Expended</b>	<b>\$39,806</b>	<b>100.0%</b>

### Operating Funding Sources



### Capital Funding Sources



## Modal Characteristics

### Operation Characteristics

#### Vehicles Operated at Maximum Service

Mode	Directly Operated	Purchased Transportation	Operating Expenses	Fare Revenues	Uses of Capital Funds	Annual Unlinked Trips	Annual Vehicle Revenue Miles	Annual Vehicle Revenue Hours
Demand Response	15	-	\$142,504	\$21,758	\$39,806	23,290	68,049	3,960
<b>Total</b>	<b>15</b>	<b>-</b>	<b>\$142,504</b>	<b>\$21,758</b>	<b>\$39,806</b>	<b>23,290</b>	<b>68,049</b>	<b>3,960</b>

### Performance Measures

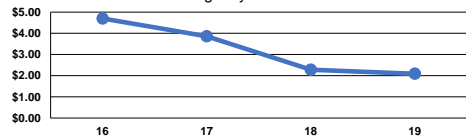
#### Service Efficiency

Mode	Operating Expenses per Vehicle Revenue Mile	Operating Expenses per Vehicle Revenue Hour
Demand Response	\$2.09	\$35.99
<b>Total</b>	<b>\$2.09</b>	<b>\$35.99</b>

#### Service Effectiveness

Mode	Operating Expenses per Unlinked Passenger Trip	Unlinked Trips per Vehicle Revenue Mile	Unlinked Trips per Vehicle Revenue Hour
Demand Response	\$6.12	0.3	5.9
<b>Total</b>	<b>\$6.12</b>	<b>0.3</b>	<b>5.9</b>

Operating Expense per Vehicle Revenue Mile: Agency Total



Unlinked Passenger Trips per Vehicle Revenue Mile: Agency Total

