

**General Information**

**Federally Recognized Tribal Statistical Areas**

Navajo Nation Reservation and Off-Reservation Trust Land, AZ--NM--UT

**Service Consumption**

111,254 Annual Unlinked Trips (UPT)

**Service Supplied**

686,829 Annual Vehicle Revenue Miles (VRM)  
21,733 Annual Vehicle Revenue Hours (VRH)

**Database Information**

NTDID: 90005

Reporter Type: Tribal Reporter

**Financial Information**

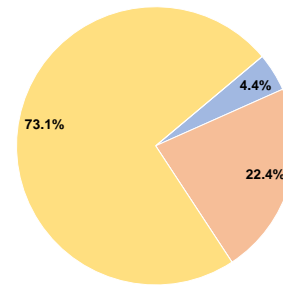
**Sources of Operating Funds Expended**

Fare Revenues	\$102,849	4.4%
Local Funds	\$519,127	22.4%
State Funds	\$0	0.0%
Federal Assistance	\$1,693,327	73.1%
Other Funds	\$0	0.0%
<b>Total Operating Funds Expended</b>	<b>\$2,315,303</b>	<b>100.0%</b>

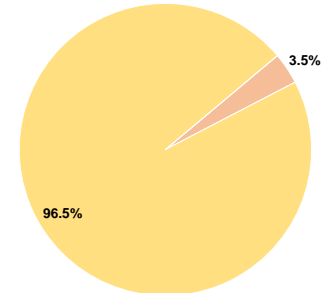
**Sources of Capital Funds Expended**

Fare Revenues	\$0	0.0%
Local Funds	\$13,036	3.5%
State Funds	\$0	0.0%
Federal Assistance	\$360,758	96.5%
Other Funds	\$0	0.0%
<b>Total Capital Funds Expended</b>	<b>\$373,794</b>	<b>100.0%</b>

**Operating Funding Sources**



**Capital Funding Sources**



**Modal Characteristics**

**Operation Characteristics**

**Vehicles Operated at Maximum Service**

Mode	Directly Operated	Purchased Transportation	Operating Expenses	Fare Revenues	Uses of Capital Funds	Annual Unlinked Trips	Annual Vehicle Revenue Miles	Annual Vehicle Revenue Hours	Average Fleet Age in Years <sup>a</sup>
Commuter Bus	16	-	\$2,315,303	\$102,849	\$373,794	111,254	686,829	21,733	6.0
<b>Total</b>	<b>16</b>	<b>-</b>	<b>\$2,315,303</b>	<b>\$102,849</b>	<b>\$373,794</b>	<b>111,254</b>	<b>686,829</b>	<b>21,733</b>	

**Performance Measures**

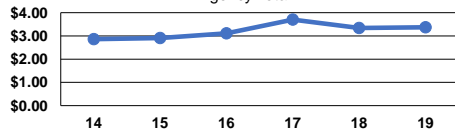
**Service Efficiency**

Mode	Operating Expenses per Vehicle Revenue Mile	Operating Expenses per Vehicle Revenue Hour
Commuter Bus	\$3.37	\$106.53
<b>Total</b>	<b>\$3.37</b>	<b>\$106.53</b>

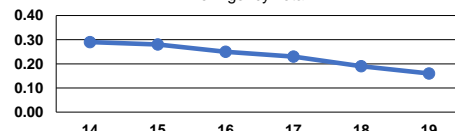
**Service Effectiveness**

Mode	Operating Expenses per Unlinked Passenger Trip	Unlinked Trips per Vehicle Revenue Mile	Unlinked Trips per Vehicle Revenue Hour
Commuter Bus	\$20.81	0.2	5.1
<b>Total</b>	<b>\$20.81</b>	<b>0.2</b>	<b>5.1</b>

Operating Expense per Vehicle Revenue Mile: Agency Total



Unlinked Passenger Trips per Vehicle Revenue Mile: Agency Total



**Notes:**

<sup>a</sup>Demand Response - Taxi (DT) and non-dedicated fleets do not report fleet age data.