

**General Information**

**Urbanized Area (UZA) Statistics - 2010 Census**

Los Angeles-Long Beach-Anaheim, CA  
 1,736 **Square Miles**  
 12,150,996 **Population**  
 2 **Pop. Rank out of 498 UZAs**

**Service Area Statistics**

6 **Square Miles**  
 34,484 **Population**

**Service Consumption**

9,750 **Annual Unlinked Trips (UPT)**

**Service Supplied**

26,713 **Annual Vehicle Revenue Miles (VRM)**  
 6,869 **Annual Vehicle Revenue Hours (VRH)**

**Database Information**

NTDID: 90255

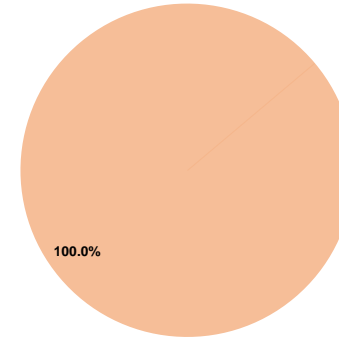
Reporter Type: Reduced Reporter

**Financial Information**

**Sources of Operating Funds Expended**

Fare Revenues	\$0	0.0%
Local Funds	\$653,013	100.0%
State Funds	\$0	0.0%
Federal Assistance	\$0	0.0%
Other Funds	\$0	0.0%
<b>Total Operating Funds Expended</b>	<b>\$653,013</b>	<b>100.0%</b>

**Operating Funding Sources**



**Sources of Capital Funds Expended**

Fare Revenues	\$0
Local Funds	\$0
State Funds	\$0
Federal Assistance	\$0
Other Funds	\$0
<b>Total Capital Funds Expended</b>	<b>\$0</b>

**Modal Characteristics**

**Operation Characteristics**

**Vehicles Operated at Maximum Service**

Mode	Directly Operated	Purchased Transportation	Operating Expenses	Fare Revenues	Uses of Capital Funds	Annual Unlinked Trips	Annual Vehicle Revenue Miles	Annual Vehicle Revenue Hours	Average Fleet Age in Years <sup>a</sup>
Demand Response	-	4	\$611,504	\$0	\$0	9,750	26,713	6,869	10.0
<b>Total</b>	<b>-</b>	<b>4</b>	<b>\$611,504</b>	<b>\$0</b>	<b>\$0</b>	<b>9,750</b>	<b>26,713</b>	<b>6,869</b>	

**Performance Measures**

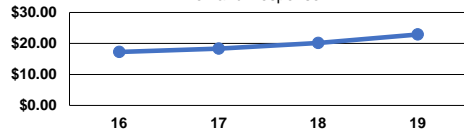
**Service Efficiency**

Mode	Operating Expenses per Vehicle Revenue Mile	Operating Expenses per Vehicle Revenue Hour
Demand Response	\$22.89	\$89.02
<b>Total</b>	<b>\$22.89</b>	<b>\$89.02</b>

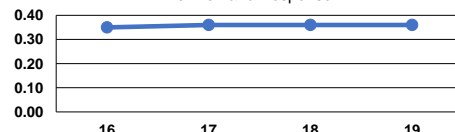
**Service Effectiveness**

Mode	Operating Expenses per Unlinked Passenger Trip	Unlinked Trips per Vehicle Revenue Mile	Unlinked Trips per Vehicle Revenue Hour
Demand Response	\$62.72	0.4	1.4
<b>Total</b>	<b>\$62.72</b>	<b>0.4</b>	<b>1.4</b>

Operating Expense per Vehicle Revenue Mile: Demand Response



Unlinked Passenger Trips per Vehicle Revenue Mile: Demand Response



**Notes:**

<sup>a</sup>Demand Response - Taxi (DT) and non-dedicated fleets do not report fleet age data.