

Los Angeles County Dept. of Public Works - Athens Shuttle Service

2019 Annual Agency Profile

Transit Analyst: Mr. John Zeigler
626.458.5914

<http://www.lagobus.info>
900 South Fremont Avenue
Transit Operations, 9th Floor
Alhambra, CA 91802

General Information

Urbanized Area (UZA) Statistics - 2010 Census

Los Angeles-Long Beach-Anaheim, CA
1,736 **Square Miles**
12,150,996 **Population**
2 **Pop. Rank out of 498 UZAs**

Service Area Statistics

25 **Square Miles**
23,159 **Population**

Service Consumption

48,680 **Annual Unlinked Trips (UPT)**

Service Supplied

36,503 **Annual Vehicle Revenue Miles (VRM)**
3,262 **Annual Vehicle Revenue Hours (VRH)**

Database Information

NTDID: 90269
Reporter Type: Reduced Reporter

Financial Information

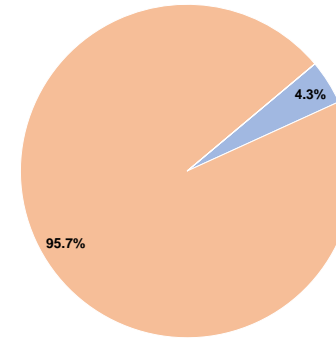
Sources of Operating Funds Expended

Fare Revenues	\$9,394	4.3%
Local Funds	\$209,020	95.7%
State Funds	\$0	0.0%
Federal Assistance	\$0	0.0%
Other Funds	\$0	0.0%
Total Operating Funds Expended	\$218,414	100.0%

Sources of Capital Funds Expended

Fare Revenues	\$0
Local Funds	\$0
State Funds	\$0
Federal Assistance	\$0
Other Funds	\$0
Total Capital Funds Expended	\$0

Operating Funding Sources



Modal Characteristics

Operation Characteristics

Vehicles Operated at Maximum Service

Mode	Directly Operated	Purchased Transportation	Operating Expenses	Fare Revenues	Uses of Capital Funds	Annual Unlinked Trips	Annual Vehicle Revenue Miles	Annual Vehicle Revenue Hours	Average Fleet Age in Years ^a
Bus	-	1	\$202,134	\$9,394	\$0	48,680	36,503	3,262	0.0
Total	-	1	\$202,134	\$9,394	\$0	48,680	36,503	3,262	

Performance Measures

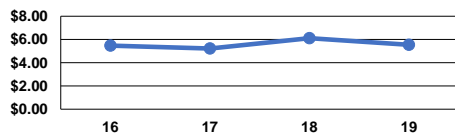
Service Efficiency

Mode	Operating Expenses per Vehicle Revenue Mile	Operating Expenses per Vehicle Revenue Hour
Bus	\$5.54	\$61.97
Total	\$5.54	\$61.97

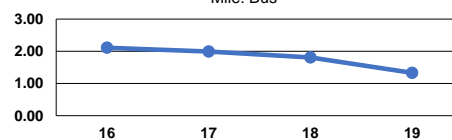
Service Effectiveness

Mode	Operating Expenses per Unlinked Passenger Trip	Unlinked Trips per Vehicle Revenue Mile	Unlinked Trips per Vehicle Revenue Hour
Bus	\$4.15	1.3	14.9
Total	\$4.15	1.3	14.9

Operating Expense per Vehicle Revenue Mile: Bus



Unlinked Passenger Trips per Vehicle Revenue Mile: Bus



Notes:

^aDemand Response - Taxi (DT) and non-dedicated fleets do not report fleet age data.