

## General Information

### Urbanized Area (UZA) Statistics - 2010 Census

Los Angeles-Long Beach-Anaheim, CA  
1,736 **Square Miles**  
12,150,996 **Population**  
2 **Pop. Rank out of 498 UZAs**

### Service Area Statistics

42 **Square Miles**  
284,527 **Population**

### Service Consumption

30,290 **Annual Unlinked Trips (UPT)**

### Service Supplied

200,987 **Annual Vehicle Revenue Miles (VRM)**  
15,970 **Annual Vehicle Revenue Hours (VRH)**

### Database Information

NTDID: 90277

Reporter Type: Reduced Reporter

## Financial Information

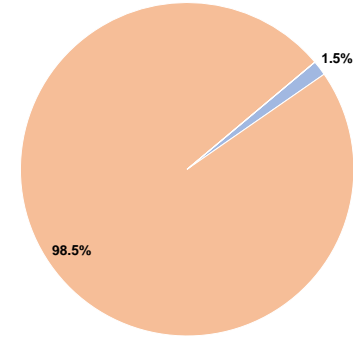
### Sources of Operating Funds Expended

Fare Revenues	\$14,113	1.5%
Local Funds	\$954,364	98.5%
State Funds	\$0	0.0%
Federal Assistance	\$0	0.0%
Other Funds	\$0	0.0%
<b>Total Operating Funds Expended</b>	<b>\$968,477</b>	<b>100.0%</b>

### Sources of Capital Funds Expended

Fare Revenues	\$0
Local Funds	\$0
State Funds	\$0
Federal Assistance	\$0
Other Funds	\$0
<b>Total Capital Funds Expended</b>	<b>\$0</b>

### Operating Funding Sources



## Modal Characteristics

### Operation Characteristics

#### Vehicles Operated at Maximum Service

Mode	Directly Operated	Purchased Transportation	Operating Expenses	Fare Revenues	Uses of Capital Funds	Annual Unlinked Trips	Annual Vehicle Revenue Miles	Annual Vehicle Revenue Hours	Average Fleet Age in Years <sup>a</sup>
Demand Response	-	10	\$924,624	\$14,113	\$0	30,290	200,987	15,970	3.4
<b>Total</b>	<b>-</b>	<b>10</b>	<b>\$924,624</b>	<b>\$14,113</b>	<b>\$0</b>	<b>30,290</b>	<b>200,987</b>	<b>15,970</b>	

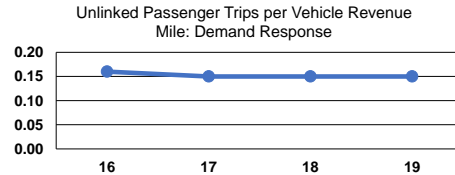
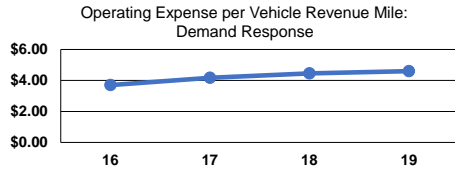
### Performance Measures

#### Service Efficiency

Mode	Operating Expenses per Vehicle Revenue Mile	Operating Expenses per Vehicle Revenue Hour
Demand Response	\$4.60	\$57.90
<b>Total</b>	<b>\$4.60</b>	<b>\$57.90</b>

#### Service Effectiveness

Mode	Operating Expenses per Unlinked Passenger Trip	Unlinked Trips per Vehicle Revenue Mile	Unlinked Trips per Vehicle Revenue Hour
Demand Response	\$30.53	0.2	1.9
<b>Total</b>	<b>\$30.53</b>	<b>0.2</b>	<b>1.9</b>



### Notes:

<sup>a</sup>Demand Response - Taxi (DT) and non-dedicated fleets do not report fleet age data.