

General Information

Financial Information

Urbanized Area (UZA) Statistics - 2010 Census

San Luis Obispo, CA
 20 **Square Miles**
 59,219 **Population**
 447 **Pop. Rank out of 498 UZAs**

Other UZAs Served

See Below

Service Area Statistics

130 **Square Miles**
 269,237 **Population**

Service Consumption

27,244 **Annual Unlinked Trips (UPT)**

Service Supplied

201,647 **Annual Vehicle Revenue Miles (VRM)**
 3,913 **Annual Vehicle Revenue Hours (VRH)**

Database Information

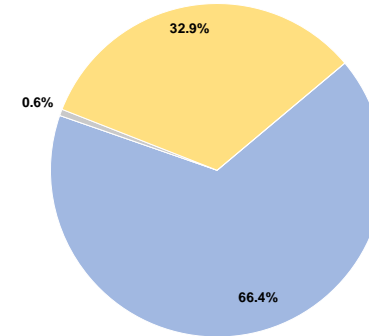
NTDID: 90297

Reporter Type: Reduced Reporter

Sources of Operating Funds Expended

| | | |
|---------------------------------------|------------------|---------------|
| Fare Revenues | \$125,684 | 66.4% |
| Local Funds | \$0 | 0.0% |
| State Funds | \$1,186 | 0.6% |
| Federal Assistance | \$62,300 | 32.9% |
| Other Funds | \$0 | 0.0% |
| Total Operating Funds Expended | \$189,170 | 100.0% |

Operating Funding Sources



Sources of Capital Funds Expended

| | |
|-------------------------------------|------------|
| Fare Revenues | \$0 |
| Local Funds | \$0 |
| State Funds | \$0 |
| Federal Assistance | \$0 |
| Other Funds | \$0 |
| Total Capital Funds Expended | \$0 |

Modal Characteristics

Operation Characteristics

Vehicles Operated at Maximum Service

| Mode | Directly Operated | Purchased Transportation | Operating Expenses | Fare Revenues | Uses of Capital Funds | Annual Unlinked Trips | Annual Vehicle Revenue Miles | Annual Vehicle Revenue Hours | Average Fleet Age in Years ^a |
|--------------|-------------------|--------------------------|--------------------|------------------|-----------------------|-----------------------|------------------------------|------------------------------|---|
| Vanpool | - | 12 | \$120,310 | \$125,684 | \$0 | 27,244 | 201,647 | 3,913 | 0.4 |
| Total | - | 12 | \$120,310 | \$125,684 | \$0 | 27,244 | 201,647 | 3,913 | |

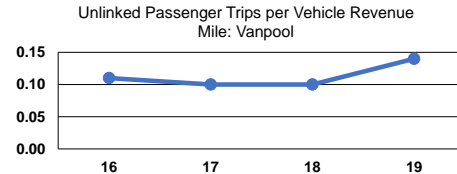
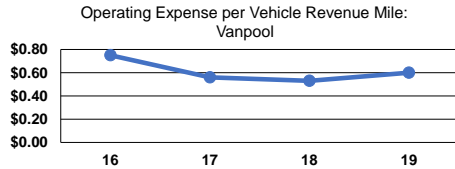
Performance Measures

Service Efficiency

| Mode | Operating Expenses per Vehicle Revenue Mile | Operating Expenses per Vehicle Revenue Hour |
|--------------|---|---|
| Vanpool | \$0.60 | \$30.75 |
| Total | \$0.60 | \$30.75 |

Service Effectiveness

| Mode | Operating Expenses per Unlinked Passenger Trip | Unlinked Trips per Vehicle Revenue Mile | Unlinked Trips per Vehicle Revenue Hour |
|--------------|--|---|---|
| Vanpool | \$4.42 | 0.1 | 7.0 |
| Total | \$4.42 | 0.1 | 7.0 |



Notes:

^aDemand Response - Taxi (DT) and non-dedicated fleets do not report fleet age data.

Other UZAs Served: 423 El Paso de Robles (Paso Robles)-Atascadero, CA, 482 Arroyo Grande-Grover Beach, CA, 0 California Non-UZA, 246 Santa Maria, CA