

**General Information**

**Financial Information**

**Federally Recognized Tribal Statistical Areas**

Yurok Reservation, CA

**Service Consumption**

24,189 Annual Unlinked Trips (UPT)

**Service Supplied**

85,145 Annual Vehicle Revenue Miles (VRM)

5,407 Annual Vehicle Revenue Hours (VRH)

**Database Information**

NTDID: 99262

Reporter Type: Tribal Reporter

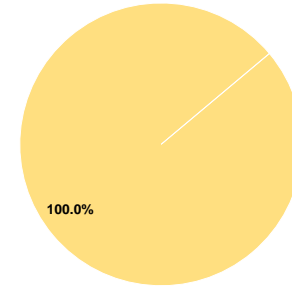
**Sources of Operating Funds Expended**

Fare Revenues	\$0	0.0%
Local Funds	\$0	0.0%
State Funds	\$0	0.0%
Federal Assistance	\$536,324	100.0%
Other Funds	\$0	0.0%
<b>Total Operating Funds Expended</b>	<b>\$536,324</b>	<b>100.0%</b>

**Sources of Capital Funds Expended**

Fare Revenues	\$0
Local Funds	\$0
State Funds	\$0
Federal Assistance	\$0
Other Funds	\$0
<b>Total Capital Funds Expended</b>	<b>\$0</b>

**Operating Funding Sources**



**Modal Characteristics**

**Operation Characteristics**

**Vehicles Operated at Maximum Service**

Mode	Directly Operated	Purchased Transportation	Operating Expenses	Fare Revenues	Uses of Capital Funds	Annual Unlinked Trips	Annual Vehicle Revenue Miles	Annual Vehicle Revenue Hours	Average Fleet Age in Years <sup>a</sup>
Demand Response	3	-	\$459,364	\$0	\$0	23,739	82,310	5,226	5.4
Ferryboat	1	-	\$76,960	\$0	\$0	450	2,835	181	4.0
<b>Total</b>	<b>4</b>	<b>-</b>	<b>\$536,324</b>	<b>\$0</b>	<b>\$0</b>	<b>24,189</b>	<b>85,145</b>	<b>5,407</b>	

**Performance Measures**

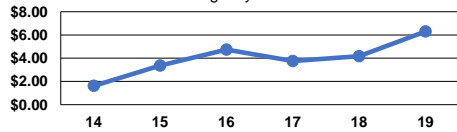
**Service Efficiency**

Mode	Operating Expenses per Vehicle Revenue Mile	Operating Expenses per Vehicle Revenue Hour
Demand Response	\$5.58	\$87.90
Ferryboat	\$27.15	\$425.19
<b>Total</b>	<b>\$6.30</b>	<b>\$99.19</b>

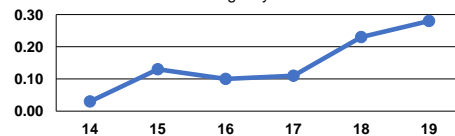
**Service Effectiveness**

Mode	Operating Expenses per Unlinked Passenger Trip	Unlinked Trips per Vehicle Revenue Mile	Unlinked Trips per Vehicle Revenue Hour
Demand Response	\$19.35	0.3	4.5
Ferryboat	\$171.02	0.2	2.5
<b>Total</b>	<b>\$22.17</b>	<b>0.3</b>	<b>4.5</b>

Operating Expense per Vehicle Revenue Mile: Agency Total



Unlinked Passenger Trips per Vehicle Revenue Mile: Agency Total



**Notes:**

<sup>a</sup>Demand Response - Taxi (DT) and non-dedicated fleets do not report fleet age data.