

**General Information**

**Federally Recognized Tribal Statistical Areas**  
Chemehuevi Reservation, CA

**Service Consumption**  
504,098 Annual Unlinked Trips (UPT)

**Service Supplied**  
45,651 Annual Vehicle Revenue Miles (VRM)  
7,504 Annual Vehicle Revenue Hours (VRH)

**Database Information**  
NTDID: 99316  
Reporter Type: Tribal Reporter

**Financial Information**

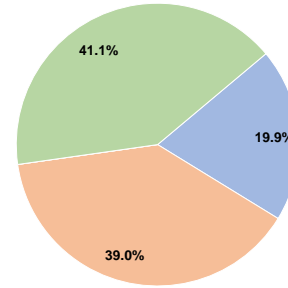
**Sources of Operating Funds Expended**

Fare Revenues	\$297,314	19.9%
Local Funds	\$583,530	39.0%
State Funds	\$0	0.0%
Federal Assistance	\$0	0.0%
Other Funds	\$615,556	41.1%
<b>Total Operating Funds Expended</b>	<b>\$1,496,400</b>	<b>100.0%</b>

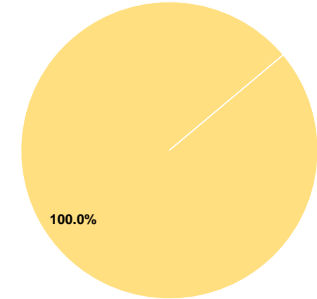
**Sources of Capital Funds Expended**

Fare Revenues	\$0	0.0%
Local Funds	\$0	0.0%
State Funds	\$0	0.0%
Federal Assistance	\$85,004	100.0%
Other Funds	\$0	0.0%
<b>Total Capital Funds Expended</b>	<b>\$85,004</b>	<b>100.0%</b>

**Operating Funding Sources**



**Capital Funding Sources**



**Modal Characteristics**

**Operation Characteristics**

**Vehicles Operated at Maximum Service**

Mode	Directly Operated	Purchased Transportation	Operating Expenses	Fare Revenues	Uses of Capital Funds	Annual Unlinked Trips	Annual Vehicle Revenue Miles	Annual Vehicle Revenue Hours	Average Fleet Age in Years <sup>a</sup>
Ferryboat	2	-	\$1,496,400	\$297,314	\$85,004	504,098	45,651	7,504	15.5
<b>Total</b>	<b>2</b>	<b>-</b>	<b>\$1,496,400</b>	<b>\$297,314</b>	<b>\$85,004</b>	<b>504,098</b>	<b>45,651</b>	<b>7,504</b>	

**Performance Measures**

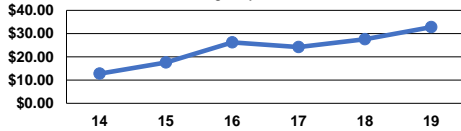
**Service Efficiency**

Mode	Operating Expenses per Vehicle Revenue Mile	Operating Expenses per Vehicle Revenue Hour
Ferryboat	\$32.78	\$199.41
<b>Total</b>	<b>\$32.78</b>	<b>\$199.41</b>

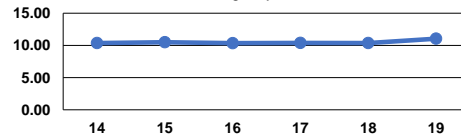
**Service Effectiveness**

Mode	Operating Expenses per Unlinked Passenger Trip	Unlinked Trips per Vehicle Revenue Mile	Unlinked Trips per Vehicle Revenue Hour
Ferryboat	\$2.97	11.0	67.2
<b>Total</b>	<b>\$2.97</b>	<b>11.0</b>	<b>67.2</b>

Operating Expense per Vehicle Revenue Mile: Agency Total



Unlinked Passenger Trips per Vehicle Revenue Mile: Agency Total



**Notes:**

<sup>a</sup>Demand Response - Taxi (DT) and non-dedicated fleets do not report fleet age data.