

Kaibab Band of Paiute Indians

2019 Annual Agency Profile

General Information

Federally Recognized Tribal Statistical Areas

Kaibab Indian Reservation, AZ

Service Consumption

4,269 Annual Unlinked Trips (UPT)

Service Supplied

90,917 Annual Vehicle Revenue Miles (VRM)
5,350 Annual Vehicle Revenue Hours (VRH)

Database Information

NTDID: 99340

Reporter Type: Tribal Reporter

Financial Information

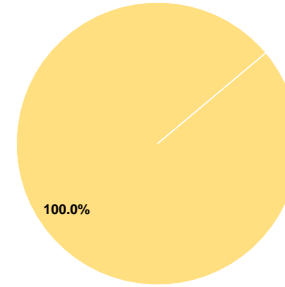
Sources of Operating Funds Expended

Fare Revenues	\$0	0.0%
Local Funds	\$0	0.0%
State Funds	\$0	0.0%
Federal Assistance	\$210,881	100.0%
Other Funds	\$0	0.0%
Total Operating Funds Expended	\$210,881	100.0%

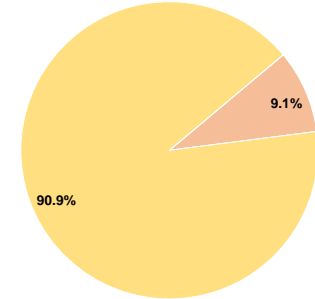
Sources of Capital Funds Expended

Fare Revenues	\$0	0.0%
Local Funds	\$3,625	9.1%
State Funds	\$0	0.0%
Federal Assistance	\$36,250	90.9%
Other Funds	\$0	0.0%
Total Capital Funds Expended	\$39,875	100.0%

Operating Funding Sources



Capital Funding Sources



Modal Characteristics

Operation Characteristics

Vehicles Operated at Maximum Service

Mode	Directly Operated	Purchased Transportation	Operating Expenses	Fare Revenues	Uses of Capital Funds	Annual Unlinked Trips	Annual Vehicle Revenue Miles	Annual Vehicle Revenue Hours	Average Fleet Age in Years ^a
Demand Response	9	-	\$210,881	\$0	\$39,875	4,269	90,917	5,350	5.1
Total	9	-	\$210,881	\$0	\$39,875	4,269	90,917	5,350	

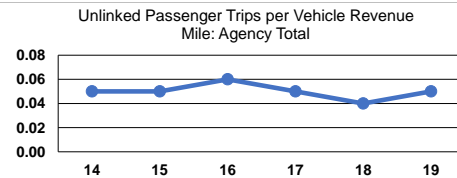
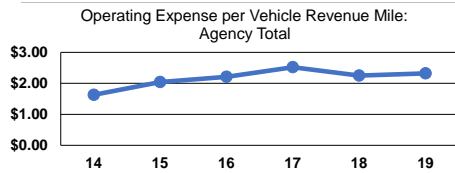
Performance Measures

Service Efficiency

Mode	Operating Expenses per Vehicle Revenue Mile	Operating Expenses per Vehicle Revenue Hour
Demand Response	\$2.32	\$39.42
Total	\$2.32	\$39.42

Service Effectiveness

Mode	Operating Expenses per Unlinked Passenger Trip	Unlinked Trips per Vehicle Revenue Mile	Unlinked Trips per Vehicle Revenue Hour
Demand Response	\$49.40	0.0	0.8
Total	\$49.40	0.0	0.8



Notes:

^aDemand Response - Taxi (DT) and non-dedicated fleets do not report fleet age data.