

General Information

Federally Recognized Tribal Statistical Areas

Morongo Reservation and Off-Reservation Trust Land, CA

Service Consumption

3,179 Annual Unlinked Trips (UPT)

Service Supplied

31,423 Annual Vehicle Revenue Miles (VRM)

934 Annual Vehicle Revenue Hours (VRH)

Database Information

NTDID: 99358

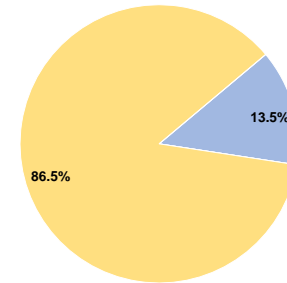
Reporter Type: Tribal Reporter

Financial Information

Sources of Operating Funds Expended

Fare Revenues	\$3,351	13.5%
Local Funds	\$0	0.0%
State Funds	\$0	0.0%
Federal Assistance	\$21,427	86.5%
Other Funds	\$0	0.0%
Total Operating Funds Expended	\$24,778	100.0%

Operating Funding Sources



Sources of Capital Funds Expended

Fare Revenues	\$0
Local Funds	\$0
State Funds	\$0
Federal Assistance	\$0
Other Funds	\$0
Total Capital Funds Expended	\$0

Modal Characteristics

Operation Characteristics

Vehicles Operated at Maximum Service

Mode	Directly Operated	Purchased Transportation	Operating Expenses	Fare Revenues	Uses of Capital Funds	Annual Unlinked Trips	Annual Vehicle Revenue Miles	Annual Vehicle Revenue Hours	Average Fleet Age in Years ^a
Demand Response	2	-	\$24,778	\$3,351	\$0	3,179	31,423	934	4.5
Total	2	-	\$24,778	\$3,351	\$0	3,179	31,423	934	

Performance Measures

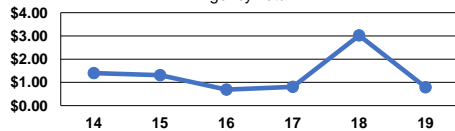
Service Efficiency

Mode	Operating Expenses per Vehicle Revenue Mile	Operating Expenses per Vehicle Revenue Hour
Demand Response	\$0.79	\$26.53
Total	\$0.79	\$26.53

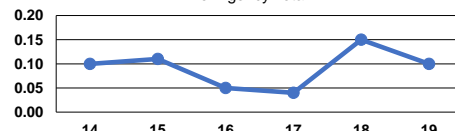
Service Effectiveness

Mode	Operating Expenses per Unlinked Passenger Trip	Unlinked Trips per Vehicle Revenue Mile	Unlinked Trips per Vehicle Revenue Hour
Demand Response	\$7.79	0.1	3.4
Total	\$7.79	0.1	3.4

Operating Expense per Vehicle Revenue Mile: Agency Total



Unlinked Passenger Trips per Vehicle Revenue Mile: Agency Total



Notes:

^aDemand Response - Taxi (DT) and non-dedicated fleets do not report fleet age data.