

North Fork Rancheria of Mono Indians of California

2019 Annual Agency Profile

Accounting Technician: Mrs. Teri Haggard
559-877-2461

General Information

Federally Recognized Tribal Statistical Areas
North Fork Rancheria and Off-Reservation Trust Land, CA

Service Consumption
3,566 Annual Unlinked Trips (UPT)

Service Supplied
24,959 Annual Vehicle Revenue Miles (VRM)
1,042 Annual Vehicle Revenue Hours (VRH)

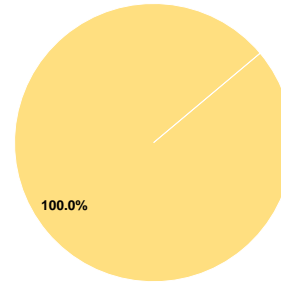
Database Information
NTDID: 99364
Reporter Type: Tribal Reporter

Financial Information

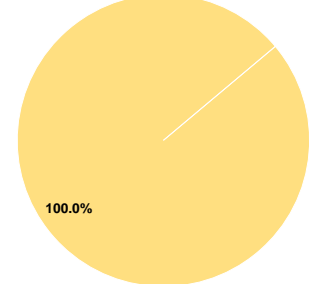
Sources of Operating Funds Expended		
Fare Revenues	\$0	0.0%
Local Funds	\$0	0.0%
State Funds	\$0	0.0%
Federal Assistance	\$113,550	100.0%
Other Funds	\$0	0.0%
Total Operating Funds Expended	\$113,550	100.0%

Sources of Capital Funds Expended		
Fare Revenues	\$0	0.0%
Local Funds	\$0	0.0%
State Funds	\$0	0.0%
Federal Assistance	\$80,119	100.0%
Other Funds	\$0	0.0%
Total Capital Funds Expended	\$80,119	100.0%

Operating Funding Sources



Capital Funding Sources



Modal Characteristics

Operation Characteristics

Vehicles Operated at Maximum Service

Mode	Directly Operated	Purchased Transportation	Operating Expenses	Fare Revenues	Uses of Capital Funds	Annual Unlinked Trips	Annual Vehicle Revenue Miles	Annual Vehicle Revenue Hours	Average Fleet Age in Years ^a
Demand Response	2	-	\$113,550	\$0	\$80,119	3,566	24,959	1,042	5.0
Total	2	-	\$113,550	\$0	\$80,119	3,566	24,959	1,042	

Performance Measures

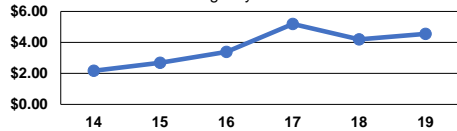
Service Efficiency

Mode	Operating Expenses per Vehicle Revenue Mile	Operating Expenses per Vehicle Revenue Hour
Demand Response	\$4.55	\$108.97
Total	\$4.55	\$108.97

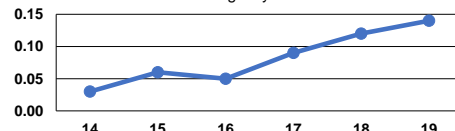
Service Effectiveness

Mode	Operating Expenses per Unlinked Passenger Trip	Unlinked Trips per Vehicle Revenue Mile	Unlinked Trips per Vehicle Revenue Hour
Demand Response	\$31.84	0.1	3.4
Total	\$31.84	0.1	3.4

Operating Expense per Vehicle Revenue Mile: Agency Total



Unlinked Passenger Trips per Vehicle Revenue Mile: Agency Total



Notes:

^aDemand Response - Taxi (DT) and non-dedicated fleets do not report fleet age data.