

General Information

Federally Recognized Tribal Statistical Areas

Salt River Reservation, AZ

Service Consumption

22,775 Annual Unlinked Trips (UPT)

Service Supplied

173,932 Annual Vehicle Revenue Miles (VRM)
12,384 Annual Vehicle Revenue Hours (VRH)

Database Information

NTDID: 99376

Reporter Type: Tribal Reporter

Financial Information

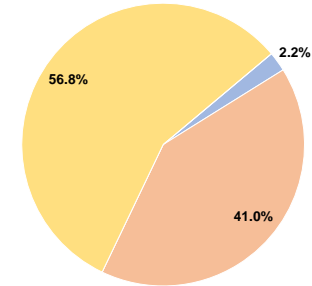
Sources of Operating Funds Expended

Fare Revenues	\$15,029	2.2%
Local Funds	\$274,448	41.0%
State Funds	\$0	0.0%
Federal Assistance	\$380,320	56.8%
Other Funds	\$0	0.0%
Total Operating Funds Expended	\$669,797	100.0%

Sources of Capital Funds Expended

Fare Revenues	\$0
Local Funds	\$0
State Funds	\$0
Federal Assistance	\$0
Other Funds	\$0
Total Capital Funds Expended	\$0

Operating Funding Sources



Modal Characteristics

Operation Characteristics

Vehicles Operated at Maximum Service

Mode	Directly Operated	Purchased Transportation	Operating Expenses	Fare Revenues	Uses of Capital Funds	Annual Unlinked Trips	Annual Vehicle Revenue Miles	Annual Vehicle Revenue Hours	Average Fleet Age in Years ^a
Demand Response	7	-	\$669,797	\$15,029	\$0	22,775	173,932	12,384	6.0
Total	7	-	\$669,797	\$15,029	\$0	22,775	173,932	12,384	

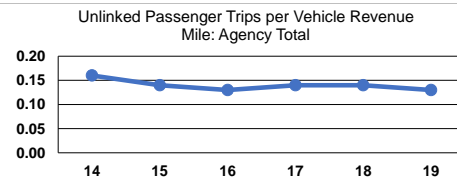
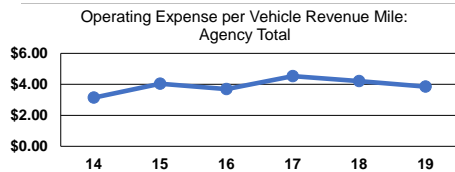
Performance Measures

Service Efficiency

Mode	Operating Expenses per Vehicle Revenue Mile	Operating Expenses per Vehicle Revenue Hour
Demand Response	\$3.85	\$54.09
Total	\$3.85	\$54.09

Service Effectiveness

Mode	Operating Expenses per Unlinked Passenger Trip	Unlinked Trips per Vehicle Revenue Mile	Unlinked Trips per Vehicle Revenue Hour
Demand Response	\$29.41	0.1	1.8
Total	\$29.41	0.1	1.8



Notes:

^aDemand Response - Taxi (DT) and non-dedicated fleets do not report fleet age data.