

General Information

Federally Recognized Tribal Statistical Areas

Gila River Indian Reservation, AZ

Service Consumption

27,606 Annual Unlinked Trips (UPT)

Service Supplied

66,512 Annual Vehicle Revenue Miles (VRM)

4,033 Annual Vehicle Revenue Hours (VRH)

Database Information

NTDID: 99436

Reporter Type: Tribal Reporter

Financial Information

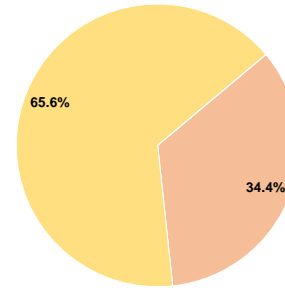
Sources of Operating Funds Expended

Fare Revenues	\$0	0.0%
Local Funds	\$118,377	34.4%
State Funds	\$0	0.0%
Federal Assistance	\$225,636	65.6%
Other Funds	\$0	0.0%
Total Operating Funds Expended	\$344,013	100.0%

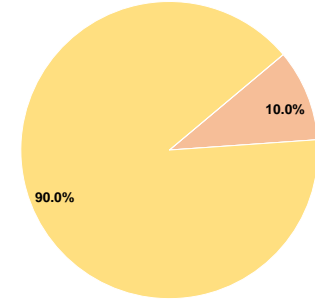
Sources of Capital Funds Expended

Fare Revenues	\$0	0.0%
Local Funds	\$29,997	10.0%
State Funds	\$0	0.0%
Federal Assistance	\$269,974	90.0%
Other Funds	\$0	0.0%
Total Capital Funds Expended	\$299,971	100.0%

Operating Funding Sources



Capital Funding Sources



Modal Characteristics

Operation Characteristics

Vehicles Operated at Maximum Service

Mode	Directly Operated	Purchased Transportation	Operating Expenses	Fare Revenues	Uses of Capital Funds	Annual Unlinked Trips	Annual Vehicle Revenue Miles	Annual Vehicle Revenue Hours	Average Fleet Age in Years ^a
Bus	3	-	\$344,013	\$0	\$299,971	27,606	66,512	4,033	4.3
Total	3	-	\$344,013	\$0	\$299,971	27,606	66,512	4,033	

Performance Measures


Service Efficiency

Mode	Operating Expenses per Vehicle Revenue Mile	Operating Expenses per Vehicle Revenue Hour
Bus	\$5.17	\$85.30
Total	\$5.17	\$85.30


Service Effectiveness

Mode	Operating Expenses per Unlinked Passenger Trip	Unlinked Trips per Vehicle Revenue Mile	Unlinked Trips per Vehicle Revenue Hour
Bus	\$12.46	0.4	6.8
Total	\$12.46	0.4	6.8

Operating Expense per Vehicle Revenue Mile: Agency Total



Unlinked Passenger Trips per Vehicle Revenue Mile: Agency Total



Notes:

^aDemand Response - Taxi (DT) and non-dedicated fleets do not report fleet age data.