

# City of Bullhead dba Bullhead Area Transit System

2019 Annual Agency Profile

## General Information

### Service Consumption

165,622 Annual Unlinked Trips (UPT)

### Service Supplied

304,646 Annual Vehicle Revenue Miles (VRM)  
 18,834 Annual Vehicle Revenue Hours (VRH)

### Summary of Operating Expenses (OE)

\$1,326,957 Total Operating Expenses

### Database Information

NTDID: 9R01-91037  
 Reporter Type: Rural General Public Transit

## Financial Information

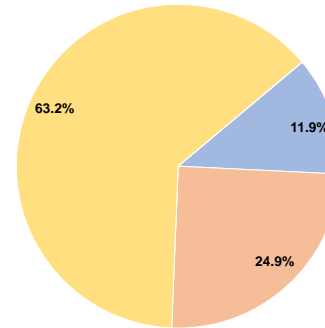
### Sources of Operating Funds Expended

Fare Revenues	\$157,738	11.9%
Local Funds	\$330,057	24.9%
State Funds	\$0	0.0%
Federal Assistance	\$839,162	63.2%
Other Funds	\$0	0.0%
<b>Total Operating Funds Expended</b>	<b>\$1,326,957</b>	<b>100.0%</b>

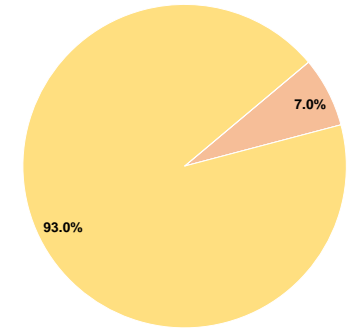
### Sources of Capital Funds Expended

Fare Revenues	\$0	0.0%
Local Funds	\$10,731	7.0%
State Funds	\$0	0.0%
Federal Assistance	\$142,565	93.0%
Other Funds	\$0	0.0%
<b>Total Capital Funds Expended</b>	<b>\$153,296</b>	<b>100.0%</b>

### Operating Funding Sources



### Capital Funding Sources



## Modal Characteristics

### Operation Characteristics

#### Vehicles Operated at Maximum Service

Mode	Directly Operated	Purchased Transportation	Operating Expenses	Fare Revenues	Uses of Capital Funds	Annual Unlinked Trips	Annual Vehicle Revenue Miles	Annual Vehicle Revenue Hours
Demand Response	3	-	\$263,320	\$27,113	\$0	11,327	90,411	4,556
Bus	7	-	\$1,063,637	\$130,625	\$153,296	154,295	214,235	14,278
<b>Total</b>	<b>10</b>	<b>-</b>	<b>\$1,326,957</b>	<b>\$157,738</b>	<b>\$153,296</b>	<b>165,622</b>	<b>304,646</b>	<b>18,834</b>

### Performance Measures

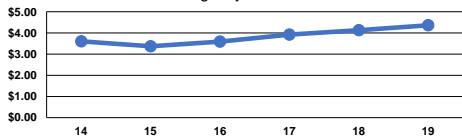
#### Service Efficiency

Mode	Operating Expenses per Vehicle Revenue Mile	Operating Expenses per Vehicle Revenue Hour
Demand Response	\$2.91	\$57.80
Bus	\$4.96	\$74.49
<b>Total</b>	<b>\$4.36</b>	<b>\$70.46</b>

#### Service Effectiveness

Mode	Operating Expenses per Unlinked Passenger Trip	Unlinked Trips per Vehicle Revenue Mile	Unlinked Trips per Vehicle Revenue Hour
Demand Response	\$23.25	0.1	2.5
Bus	\$6.89	0.7	10.8
<b>Total</b>	<b>\$8.01</b>	<b>0.5</b>	<b>8.8</b>

Operating Expense per Vehicle Revenue Mile: Agency Total



Unlinked Passenger Trips per Vehicle Revenue Mile: Agency Total

