

# City of Kingman dba Kingman Area Regional Transit

2019 Annual Agency Profile

## General Information

### Service Consumption

116,113 Annual Unlinked Trips (UPT)

### Service Supplied

186,808 Annual Vehicle Revenue Miles (VRM)  
14,352 Annual Vehicle Revenue Hours (VRH)

### Summary of Operating Expenses (OE)

\$866,088 Total Operating Expenses

### Database Information

NTDID: 9R01-91075

Reporter Type: Rural General Public Transit

## Financial Information

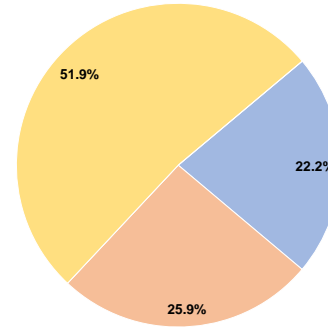
### Sources of Operating Funds Expended

Fare Revenues	\$192,632	22.2%
Local Funds	\$223,957	25.9%
State Funds	\$0	0.0%
Federal Assistance	\$449,499	51.9%
Other Funds	\$0	0.0%
<b>Total Operating Funds Expended</b>	<b>\$866,088</b>	<b>100.0%</b>

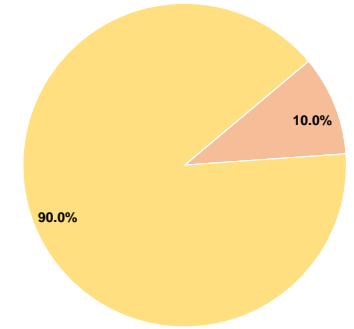
### Sources of Capital Funds Expended

Fare Revenues	\$0	0.0%
Local Funds	\$27,141	10.0%
State Funds	\$0	0.0%
Federal Assistance	\$244,273	90.0%
Other Funds	\$0	0.0%
<b>Total Capital Funds Expended</b>	<b>\$271,414</b>	<b>100.0%</b>

### Operating Funding Sources



### Capital Funding Sources



## Modal Characteristics

### Operation Characteristics

#### Vehicles Operated at Maximum Service

Mode	Directly Operated	Purchased Transportation	Operating Expenses	Fare Revenues	Uses of Capital Funds	Annual Unlinked Trips	Annual Vehicle Revenue Miles	Annual Vehicle Revenue Hours
Bus	5	-	\$866,088	\$192,632	\$271,414	116,113	186,808	14,352
<b>Total</b>	<b>5</b>	<b>-</b>	<b>\$866,088</b>	<b>\$192,632</b>	<b>\$271,414</b>	<b>116,113</b>	<b>186,808</b>	<b>14,352</b>

### Performance Measures

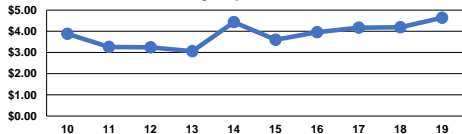
#### Service Efficiency

Mode	Operating Expenses per Vehicle Revenue Mile	Operating Expenses per Vehicle Revenue Hour
Bus	\$4.64	\$60.35
<b>Total</b>	<b>\$4.64</b>	<b>\$60.35</b>

#### Service Effectiveness

Mode	Operating Expenses per Unlinked Passenger Trip	Unlinked Trips per Vehicle Revenue Mile	Unlinked Trips per Vehicle Revenue Hour
Bus	\$7.46	0.6	8.1
<b>Total</b>	<b>\$7.46</b>	<b>0.6</b>	<b>8.1</b>

Operating Expense per Vehicle Revenue Mile: Agency Total



Unlinked Passenger Trips per Vehicle Revenue Mile: Agency Total

