

San Benito County LTA

2019 Annual Agency Profile

General Information

Service Consumption

120,244 Annual Unlinked Trips (UPT)

Service Supplied

478,522 Annual Vehicle Revenue Miles (VRM)
 32,285 Annual Vehicle Revenue Hours (VRH)

Summary of Operating Expenses (OE)

\$2,099,899 Total Operating Expenses

Database Information

NTDID: 9R02-91009

Reporter Type: Rural General Public Transit

Financial Information

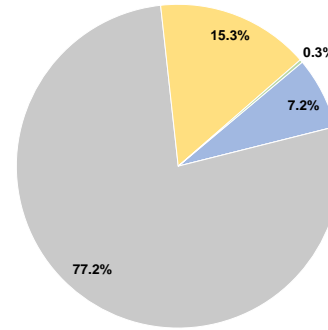
Sources of Operating Funds Expended

Fare Revenues	\$151,036	7.2%
Local Funds	\$0	0.0%
State Funds	\$1,620,741	77.2%
Federal Assistance	\$322,025	15.3%
Other Funds	\$6,097	0.3%
Total Operating Funds Expended	\$2,099,899	100.0%

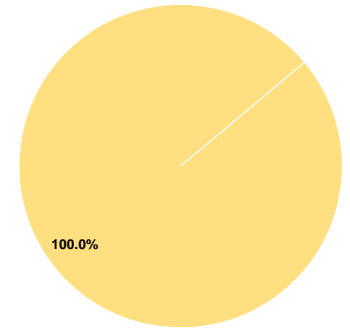
Sources of Capital Funds Expended

Fare Revenues	\$0	0.0%
Local Funds	\$0	0.0%
State Funds	\$0	0.0%
Federal Assistance	\$63,471	100.0%
Other Funds	\$0	0.0%
Total Capital Funds Expended	\$63,471	100.0%

Operating Funding Sources



Capital Funding Sources



Modal Characteristics

Operation Characteristics

Vehicles Operated at Maximum Service

Mode	Directly Operated	Purchased Transportation	Operating Expenses	Fare Revenues	Uses of Capital Funds	Annual Unlinked Trips	Annual Vehicle Revenue Miles	Annual Vehicle Revenue Hours
Commuter Bus	-	3	\$454,930	\$47,600	\$0	34,483	156,457	6,751
Demand Response	-	11	\$1,272,892	\$63,960	\$63,471	56,914	256,585	20,010
Bus	-	4	\$372,077	\$39,476	\$0	28,847	65,480	5,524
Total	-	18	\$2,099,899	\$151,036	\$63,471	120,244	478,522	32,285

Performance Measures

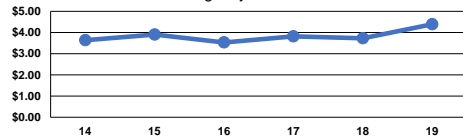
Service Efficiency

Mode	Operating Expenses per Vehicle Revenue Mile	Operating Expenses per Vehicle Revenue Hour
Commuter Bus	\$2.91	\$67.39
Demand Response	\$4.96	\$63.61
Bus	\$5.68	\$67.36
Total	\$4.39	\$65.04

Service Effectiveness

Mode	Operating Expenses per Unlinked Passenger Trip	Unlinked Trips per Vehicle Revenue Mile	Unlinked Trips per Vehicle Revenue Hour
Commuter Bus	\$13.19	0.2	5.1
Demand Response	\$22.37	0.2	2.8
Bus	\$12.90	0.4	5.2
Total	\$17.46	0.3	3.7

Operating Expense per Vehicle Revenue Mile: Agency Total



Unlinked Passenger Trips per Vehicle Revenue Mile: Agency Total

