

**General Information**

**Service Consumption**

111,718 Annual Unlinked Trips (UPT)

**Service Supplied**

209,272 Annual Vehicle Revenue Miles (VRM)  
 14,937 Annual Vehicle Revenue Hours (VRH)

**Summary of Operating Expenses (OE)**

\$955,557 Total Operating Expenses

**Database Information**

NTDID: 9R02-91040

Reporter Type: Rural General Public Transit

**Financial Information**

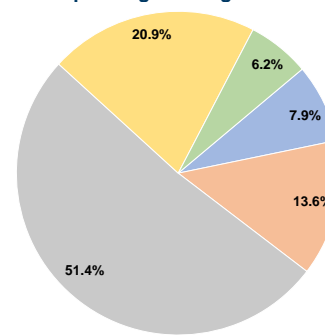
**Sources of Operating Funds Expended**

Fare Revenues	\$75,192	7.9%
Local Funds	\$130,170	13.6%
State Funds	\$491,111	51.4%
Federal Assistance	\$199,499	20.9%
Other Funds	\$59,585	6.2%
<b>Total Operating Funds Expended</b>	<b>\$955,557</b>	<b>100.0%</b>

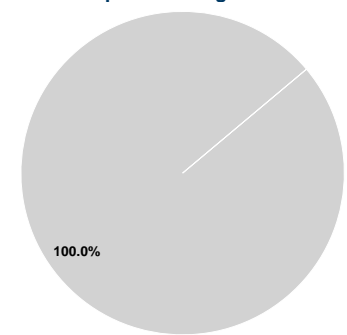
**Sources of Capital Funds Expended**

Fare Revenues	\$0	0.0%
Local Funds	\$0	0.0%
State Funds	\$2,295	100.0%
Federal Assistance	\$0	0.0%
Other Funds	\$0	0.0%
<b>Total Capital Funds Expended</b>	<b>\$2,295</b>	<b>100.0%</b>

**Operating Funding Sources**



**Capital Funding Sources**



**Modal Characteristics**

**Operation Characteristics**

**Vehicles Operated at Maximum Service**

Mode	Directly Operated	Purchased Transportation	Operating Expenses	Fare Revenues	Uses of Capital Funds	Annual Unlinked Trips	Annual Vehicle Revenue Miles	Annual Vehicle Revenue Hours
Demand Response	-	2	\$86,956	\$18,046	\$2,086	17,517	19,137	2,349
Bus	-	4	\$868,601	\$57,146	\$209	94,201	190,135	12,588
<b>Total</b>	<b>-</b>	<b>6</b>	<b>\$955,557</b>	<b>\$75,192</b>	<b>\$2,295</b>	<b>111,718</b>	<b>209,272</b>	<b>14,937</b>

**Performance Measures**

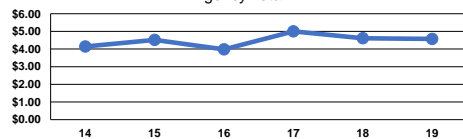
**Service Efficiency**

Mode	Operating Expenses per Vehicle Revenue Mile	Operating Expenses per Vehicle Revenue Hour
Demand Response	\$4.54	\$37.02
Bus	\$4.57	\$69.00
<b>Total</b>	<b>\$4.57</b>	<b>\$63.97</b>

**Service Effectiveness**

Mode	Operating Expenses per Unlinked Passenger Trip	Unlinked Trips per Vehicle Revenue Mile	Unlinked Trips per Vehicle Revenue Hour
Demand Response	\$4.96	0.9	7.5
Bus	\$9.22	0.5	7.5
<b>Total</b>	<b>\$8.55</b>	<b>0.5</b>	<b>7.5</b>

Operating Expense per Vehicle Revenue Mile: Agency Total



Unlinked Passenger Trips per Vehicle Revenue Mile: Agency Total

