

County of Siskiyou dba Siskiyou County Transit

2019 Annual Agency Profile

General Information

Service Consumption

50,200 Annual Unlinked Trips (UPT)

Service Supplied

434,461 Annual Vehicle Revenue Miles (VRM)
15,297 Annual Vehicle Revenue Hours (VRH)

Summary of Operating Expenses (OE)

\$1,711,310 Total Operating Expenses

Database Information

NTDID: 9R02-91048

Reporter Type: Rural General Public Transit

Financial Information

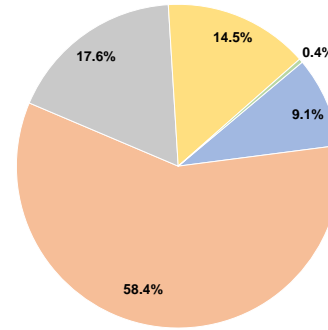
Sources of Operating Funds Expended

Fare Revenues	\$155,067	9.1%
Local Funds	\$1,000,000	58.4%
State Funds	\$301,805	17.6%
Federal Assistance	\$247,776	14.5%
Other Funds	\$6,662	0.4%
Total Operating Funds Expended	\$1,711,310	100.0%

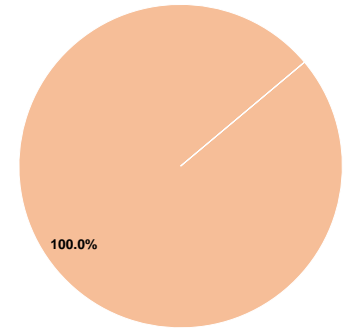
Sources of Capital Funds Expended

Fare Revenues	\$0	0.0%
Local Funds	\$162,312	100.0%
State Funds	\$0	0.0%
Federal Assistance	\$0	0.0%
Other Funds	\$0	0.0%
Total Capital Funds Expended	\$162,312	100.0%

Operating Funding Sources



Capital Funding Sources



Modal Characteristics

Operation Characteristics

Vehicles Operated at Maximum Service

Mode	Directly Operated	Purchased Transportation	Operating Expenses	Fare Revenues	Uses of Capital Funds	Annual Unlinked Trips	Annual Vehicle Revenue Miles	Annual Vehicle Revenue Hours
Bus	8	-	\$1,711,310	\$155,067	\$162,312	50,200	434,461	15,297
Total	8	-	\$1,711,310	\$155,067	\$162,312	50,200	434,461	15,297

Performance Measures

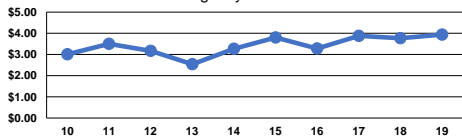
Service Efficiency

Mode	Operating Expenses per Vehicle Revenue Mile	Operating Expenses per Vehicle Revenue Hour
Bus	\$3.94	\$111.87
Total	\$3.94	\$111.87

Service Effectiveness

Mode	Operating Expenses per Unlinked Passenger Trip	Unlinked Trips per Vehicle Revenue Mile	Unlinked Trips per Vehicle Revenue Hour
Bus	\$34.09	0.1	3.3
Total	\$34.09	0.1	3.3

Operating Expense per Vehicle Revenue Mile: Agency Total



Unlinked Passenger Trips per Vehicle Revenue Mile: Agency Total

