

Lyon County Human Services

2019 Annual Agency Profile

General Information

Service Consumption

13,208 Annual Unlinked Trips (UPT)

Service Supplied

62,089 Annual Vehicle Revenue Miles (VRM)
 6,645 Annual Vehicle Revenue Hours (VRH)

Summary of Operating Expenses (OE)

\$288,154 Total Operating Expenses

Database Information

NTDID: 9R04-91113

Reporter Type: Rural General Public Transit

Financial Information

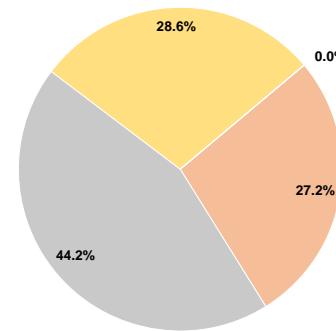
Sources of Operating Funds Expended

Fare Revenues	\$0	0.0%
Local Funds	\$78,510	27.2%
State Funds	\$127,318	44.2%
Federal Assistance	\$82,276	28.6%
Other Funds	\$50	0.0%
Total Operating Funds Expended	\$288,154	100.0%

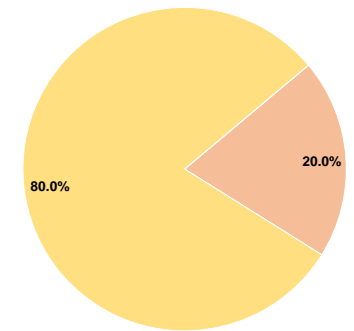
Sources of Capital Funds Expended

Fare Revenues	\$0	0.0%
Local Funds	\$15,577	20.0%
State Funds	\$0	0.0%
Federal Assistance	\$62,310	80.0%
Other Funds	\$0	0.0%
Total Capital Funds Expended	\$77,887	100.0%

Operating Funding Sources



Capital Funding Sources



Modal Characteristics

Operation Characteristics

Vehicles Operated at Maximum Service

Mode	Directly Operated	Purchased Transportation	Operating Expenses	Fare Revenues	Uses of Capital Funds	Annual Unlinked Trips	Annual Vehicle Revenue Miles	Annual Vehicle Revenue Hours
Demand Response	5	-	\$288,154	\$0	\$77,887	13,208	62,089	6,645
Total	5	-	\$288,154	\$0	\$77,887	13,208	62,089	6,645

Performance Measures

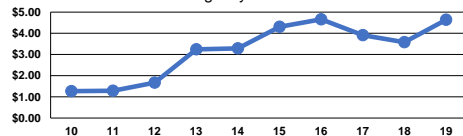
Service Efficiency

Mode	Operating Expenses per Vehicle Revenue Mile	Operating Expenses per Vehicle Revenue Hour
Demand Response	\$4.64	\$43.36
Total	\$4.64	\$43.36

Service Effectiveness

Mode	Operating Expenses per Unlinked Passenger Trip	Unlinked Trips per Vehicle Revenue Mile	Unlinked Trips per Vehicle Revenue Hour
Demand Response	\$21.82	0.2	2.0
Total	\$21.82	0.2	2.0

Operating Expense per Vehicle Revenue Mile: Agency Total



Unlinked Passenger Trips per Vehicle Revenue Mile: Agency Total

