

General Information

Federally Recognized Tribal Statistical Areas
 Makah Indian Reservation, WA

Service Consumption
 1,606 Annual Unlinked Trips (UPT)

Service Supplied
 14,931 Annual Vehicle Revenue Miles (VRM)
 912 Annual Vehicle Revenue Hours (VRH)

Database Information
 NTDID: 00036
 Reporter Type: Tribal Reporter

Asset Type: Tier II
 Sponsor NTDID:

Financial Information

Sources of Operating Funds Expended

Fare Revenues	\$95	0.1%
Local Funds	\$65,375	56.9%
State Funds	\$0	0.0%
Federal Assistance	\$49,354	43.0%
Other Funds	\$0	0.0%
Total Operating Funds Expended	\$114,824	100.0%

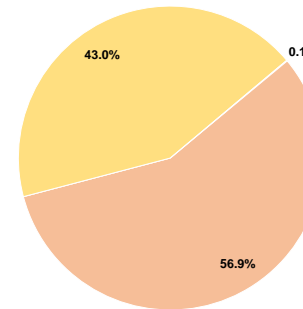
Sources of Capital Funds Expended

Fare Revenues	\$0
Local Funds	\$0
State Funds	\$0
Federal Assistance	\$0
Other Funds	\$0
Total Capital Funds Expended	\$0

Assets

Revenue Vehicles	1
Service Vehicles	0
Facilities	0

Operating Funding Sources



Performance Measure Targets - 2021

Performance Measure - Asset Type - Target % not in State of Good Repair
 Rolling Stock - CU - Cutaway - 0%

Modal Characteristics

Operation Characteristics

Vehicles Operated at Maximum Service

Mode	Directly Operated	Purchased Transportation	Operating Expenses	Fare Revenues	Uses of Capital Funds	Annual Unlinked Trips	Annual Vehicle Revenue Miles	Annual Vehicle Revenue Hours	Average Fleet Age in Years ^a
Bus	1	-	\$114,824	\$95	\$0	1,606	14,931	912	2.0
Total	1	-	\$114,824	\$95	\$0	1,606	14,931	912	

Performance Measures

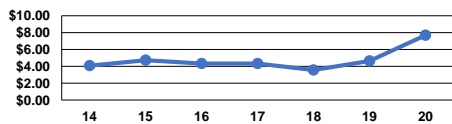
Service Efficiency

Mode	Operating Expenses per Vehicle Revenue Mile	Operating Expenses per Vehicle Revenue Hour
Bus	\$7.69	\$125.90
Total	\$7.69	\$125.90

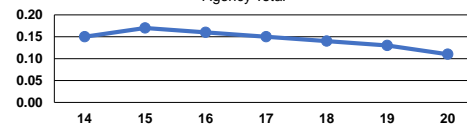
Service Effectiveness

Mode	Operating Expenses per Unlinked Passenger Trip	Unlinked Trips per Vehicle Revenue Mile	Unlinked Trips per Vehicle Revenue Hour
Bus	\$71.50	0.1	1.8
Total	\$71.50	0.1	1.8

Operating Expense per Vehicle Revenue Mile: Agency Total



Unlinked Passenger Trips per Vehicle Revenue Mile: Agency Total



Notes:

^aDemand Response - Taxi (DT) and non-dedicated fleets do not report fleet age data.