

General Information

Federally Recognized Tribal Statistical Areas

Yakama Nation Reservation and Off-Reservation Trust Land, WA

Service Consumption

9,719 Annual Unlinked Trips (UPT)

Service Supplied

120,541 Annual Vehicle Revenue Miles (VRM)
 4,169 Annual Vehicle Revenue Hours (VRH)

Database Information

NTDID: 00111
 Reporter Type: Tribal Reporter

Asset Type:
 Sponsor NTDID:

Tier II

Financial Information

Sources of Operating Funds Expended

Fare Revenues	\$0	0.0%
Local Funds	\$0	0.0%
State Funds	\$0	0.0%
Federal Assistance	\$765,548	100.0%
Other Funds	\$0	0.0%
Total Operating Funds Expended	\$765,548	100.0%

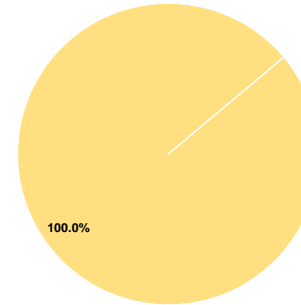
Sources of Capital Funds Expended

Fare Revenues	\$0
Local Funds	\$0
State Funds	\$0
Federal Assistance	\$0
Other Funds	\$0
Total Capital Funds Expended	\$0

Assets

Revenue Vehicles	13
Service Vehicles	0
Facilities	0

Operating Funding Sources



Performance Measure Targets - 2021

Performance Measure - Asset Type - Target % not in State of Good Repair
 Rolling Stock - BU - Bus - 0%
 Rolling Stock - CU - Cutaway - 20%
 Rolling Stock - MV - Minivan - 0%
 Rolling Stock - SV - Sports Utility Vehicle - 100%

Modal Characteristics

Operation Characteristics

Vehicles Operated at Maximum Service

Mode	Directly Operated	Purchased Transportation	Operating Expenses	Fare Revenues	Uses of Capital Funds	Annual Unlinked Trips	Annual Vehicle Revenue Miles	Annual Vehicle Revenue Hours	Average Fleet Age in Years ^a
Demand Response	2	-	\$35,679	\$0	\$0	717	29,216	817	6.3
Bus	6	-	\$729,869	\$0	\$0	9,002	91,325	3,352	4.7
Total	8	-	\$765,548	\$0	\$0	9,719	120,541	4,169	

Performance Measures

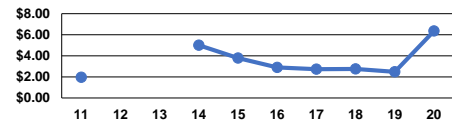
Service Efficiency

Mode	Operating Expenses per Vehicle Revenue Mile	Operating Expenses per Vehicle Revenue Hour
Demand Response	\$1.22	\$43.67
Bus	\$7.99	\$217.74
Total	\$6.35	\$183.63

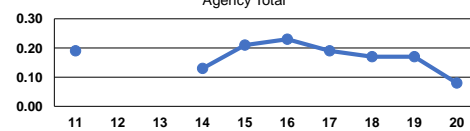
Service Effectiveness

Mode	Operating Expenses per Unlinked Passenger Trip	Unlinked Trips per Vehicle Revenue Mile	Unlinked Trips per Vehicle Revenue Hour
Demand Response	\$49.76	0.0	0.9
Bus	\$81.08	0.1	2.7
Total	\$78.77	0.1	2.3

Operating Expense per Vehicle Revenue Mile: Agency Total



Unlinked Passenger Trips per Vehicle Revenue Mile: Agency Total



Notes:

^aDemand Response - Taxi (DT) and non-dedicated fleets do not report fleet age data.

