

**General Information**

**Federally Recognized Tribal Statistical Areas**  
 Nome ANVSA, AK

**Service Consumption**  
 2,774 Annual Unlinked Trips (UPT)

**Service Supplied**  
 2,750 Annual Vehicle Revenue Miles (VRM)  
 348 Annual Vehicle Revenue Hours (VRH)

**Database Information**  
 NTDID: 00271  
 Reporter Type: Tribal Reporter

Asset Type: Tier II  
 Sponsor NTDID:

**Financial Information**

**Sources of Operating Funds Expended**

Fare Revenues	\$0	0.0%
Local Funds	\$34,345	37.0%
State Funds	\$0	0.0%
Federal Assistance	\$58,535	63.0%
Other Funds	\$0	0.0%
<b>Total Operating Funds Expended</b>	<b>\$92,880</b>	<b>100.0%</b>

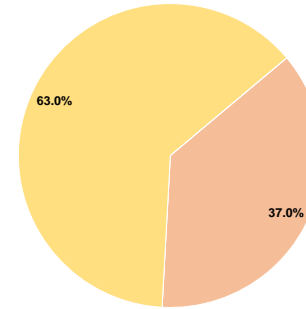
**Sources of Capital Funds Expended**

Fare Revenues	\$0
Local Funds	\$0
State Funds	\$0
Federal Assistance	\$0
Other Funds	\$0
<b>Total Capital Funds Expended</b>	<b>\$0</b>

**Assets**

Revenue Vehicles	1
Service Vehicles	0
Facilities	0

**Operating Funding Sources**



**Performance Measure Targets - 2021**

Performance Measure - Asset Type - Target % not in State of Good Repair  
 Rolling Stock - CU - Cutaway - 0%

**Modal Characteristics**

**Operation Characteristics**

**Vehicles Operated at Maximum Service**

Mode	Directly Operated	Purchased Transportation	Operating Expenses	Fare Revenues	Uses of Capital Funds	Annual Unlinked Trips	Annual Vehicle Revenue Miles	Annual Vehicle Revenue Hours	Average Fleet Age in Years <sup>a</sup>
Bus	1	-	\$92,880	\$0	\$0	2,774	2,750	348	5.0
<b>Total</b>	<b>1</b>	<b>-</b>	<b>\$92,880</b>	<b>\$0</b>	<b>\$0</b>	<b>2,774</b>	<b>2,750</b>	<b>348</b>	

**Performance Measures**

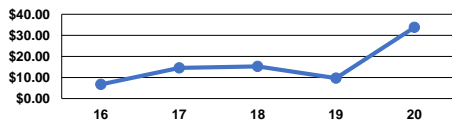
**Service Efficiency**

Mode	Operating Expenses per Vehicle Revenue Mile	Operating Expenses per Vehicle Revenue Hour
Bus	\$33.77	\$266.90
<b>Total</b>	<b>\$33.77</b>	<b>\$266.90</b>

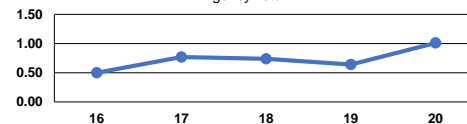
**Service Effectiveness**

Mode	Operating Expenses per Unlinked Passenger Trip	Unlinked Trips per Vehicle Revenue Mile	Unlinked Trips per Vehicle Revenue Hour
Bus	\$33.48	1.0	8.0
<b>Total</b>	<b>\$33.48</b>	<b>1.0</b>	<b>8.0</b>

Operating Expense per Vehicle Revenue Mile: Agency Total



Unlinked Passenger Trips per Vehicle Revenue Mile: Agency Total



**Notes:**

<sup>a</sup>Demand Response - Taxi (DT) and non-dedicated fleets do not report fleet age data.