

General Information

Federally Recognized Tribal Statistical Areas
 Kenaitze ANVSA, AK

Service Consumption
 3,306 Annual Unlinked Trips (UPT)

Service Supplied
 30,965 Annual Vehicle Revenue Miles (VRM)
 1,893 Annual Vehicle Revenue Hours (VRH)

Database Information
 NTDID: 00419
 Reporter Type: Tribal Reporter

Asset Type: Tier II
 Sponsor NTDID:

Assets
 Revenue Vehicles 17
 Service Vehicles 0
 Facilities 1

Financial Information

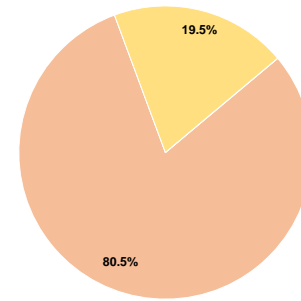
Sources of Operating Funds Expended

Fare Revenues	\$0	0.0%
Local Funds	\$252,115	80.5%
State Funds	\$0	0.0%
Federal Assistance	\$61,213	19.5%
Other Funds	\$0	0.0%
Total Operating Funds Expended	\$313,328	100.0%

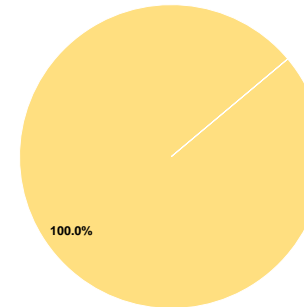
Sources of Capital Funds Expended

Fare Revenues	\$0	0.0%
Local Funds	\$0	0.0%
State Funds	\$0	0.0%
Federal Assistance	\$187,606	100.0%
Other Funds	\$0	0.0%
Total Capital Funds Expended	\$187,606	100.0%

Operating Funding Sources



Capital Funding Sources



Performance Measure Targets - 2021

Performance Measure - Asset Type - Target % not in State of Good Repair
 Facility - Administrative / Maintenance Facilities - 0%
 Rolling Stock - MV - Minivan - 50%
 Rolling Stock - SB - School Bus - 50%
 Rolling Stock - VN - Van - 0%

Modal Characteristics

Operation Characteristics

Vehicles Operated at Maximum Service

Mode	Directly Operated	Purchased Transportation	Operating Expenses	Fare Revenues	Uses of Capital Funds	Annual Unlinked Trips	Annual Vehicle Revenue Miles	Annual Vehicle Revenue Hours	Average Fleet Age in Years ^a
Demand Response	4	-	\$313,328	\$0	\$187,606	3,306	30,965	1,893	5.0
Total	4	-	\$313,328	\$0	\$187,606	3,306	30,965	1,893	

Performance Measures

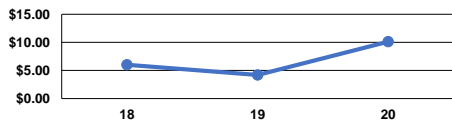
Service Efficiency

Mode	Operating Expenses per Vehicle Revenue Mile	Operating Expenses per Vehicle Revenue Hour
Demand Response	\$10.12	\$165.52
Total	\$10.12	\$165.52

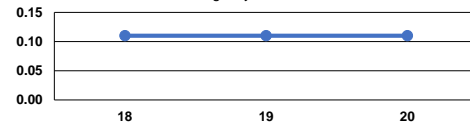
Service Effectiveness

Mode	Operating Expenses per Unlinked Passenger Trip	Unlinked Trips per Vehicle Revenue Mile	Unlinked Trips per Vehicle Revenue Hour
Demand Response	\$94.78	0.1	1.7
Total	\$94.78	0.1	1.7

Operating Expense per Vehicle Revenue Mile: Agency Total



Unlinked Passenger Trips per Vehicle Revenue Mile: Agency Total



Notes:

^aDemand Response - Taxi (DT) and non-dedicated fleets do not report fleet age data.