

General Information

Service Consumption

15,367 Annual Unlinked Trips (UPT)

Service Supplied

351,560 Annual Vehicle Revenue Miles (VRM)
 17,572 Annual Vehicle Revenue Hours (VRH)

Summary of Operating Expenses (OE)

\$1,368,109 Total Operating Expenses

Database Information

NTDID: 0R03-00287
 Reporter Type: Rural General Public Transit
 Asset Type: Tier II
 Sponsor NTDID:

Assets

Revenue Vehicles 34
 Service Vehicles -
 Facilities -

Financial Information

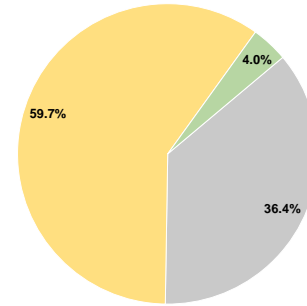
Sources of Operating Funds Expended

Fare Revenues	\$0	0.0%
Local Funds	\$0	0.0%
State Funds	\$497,583	36.4%
Federal Assistance	\$816,452	59.7%
Other Funds	\$54,074	4.0%
Total Operating Funds Expended	\$1,368,109	100.0%

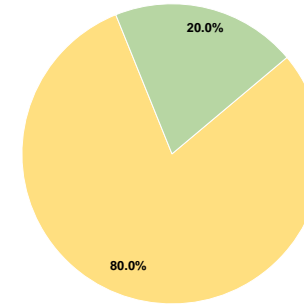
Sources of Capital Funds Expended

Fare Revenues	\$0	0.0%
Local Funds	\$0	0.0%
State Funds	\$0	0.0%
Federal Assistance	\$132,846	80.0%
Other Funds	\$33,211	20.0%
Total Capital Funds Expended	\$166,057	100.0%

Operating Funding Sources



Capital Funding Sources



Performance Measure Targets - 2021

Performance Measure - Asset Type - Target % not in State of Good Repair
 Rolling Stock - CU - Cutaway - 48%
 Rolling Stock - MV - Minivan - 100%

Modal Characteristics

Operation Characteristics

Vehicles Operated at Maximum Service

Mode	Directly Operated	Purchased Transportation	Operating Expenses	Fare Revenues	Uses of Capital Funds	Annual Unlinked Trips	Annual Vehicle Revenue Miles	Annual Vehicle Revenue Hours
Demand Response	13	-	\$554,118	\$0	\$166,057	7,512	103,083	7,365
Bus	5	-	\$813,991	\$0	\$0	7,855	248,477	10,207
Total	18	-	\$1,368,109	\$0	\$166,057	15,367	351,560	17,572

Performance Measures

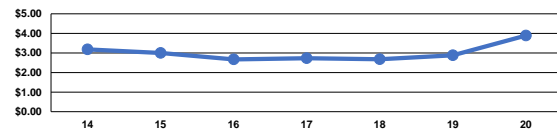
Service Efficiency

Mode	Operating Expenses per Vehicle Revenue Mile	Operating Expenses per Vehicle Revenue Hour
Demand Response	\$5.38	\$75.24
Bus	\$3.28	\$79.75
Total	\$3.89	\$77.86

Service Effectiveness

Mode	Operating Expenses per Unlinked Passenger Trip	Unlinked Trips per Vehicle Revenue Mile	Unlinked Trips per Vehicle Revenue Hour
Demand Response	\$73.76	0.1	1.0
Bus	\$103.63	0.0	0.8
Total	\$89.03	0.0	0.9

Operating Expense per Vehicle Revenue Mile: Agency Total



Unlinked Passenger Trips per Vehicle Revenue Mile: Agency Total

