http://www.klickitatcounty.org/363/mount-adams-transportation-se
205 S. Columbus Ave. Room 102- Mail Stop 2
Goldendale, Wa 98620-9054

Klickitat County Senior Services
2020 Annual Agency Profile

General Information

Service Consumption

8,797 **Annual Unlinked Trips (UPT)**

Service Supplied

279,422 **Annual Vehicle Revenue Miles (VRM)**
12,886 **Annual Vehicle Revenue Hours (VRH)**

Summary of Operating Expenses (OE)

$906,917 **Total Operating Expenses**

Database Information

NTDID: 0R03-00299
Reporter Type: Rural General Public Transit
Asset Type: Tier II
Sponsor NTDID:

Assets

Revenue Vehicles	17
Service Vehicles	-
Facilities	-

Financial Information

Sources of Operating Funds Expended

Fare Revenues	$19,067	2.1%
Local Funds	$408,307	45.0%
State Funds	$479,543	52.9%
Federal Assistance	$0	0.0%
Other Funds	$0	0.0%
Total Operating Funds Expended	**$906,917**	100.0%

Sources of Capital Funds Expended

Fare Revenues	$0	0.0%
Local Funds	$35,175	20.0%
State Funds	$140,701	80.0%
Federal Assistance	$0	0.0%
Other Funds	$0	0.0%
Total Capital Funds Expended	**$175,876**	100.0%

Operating Funding Sources

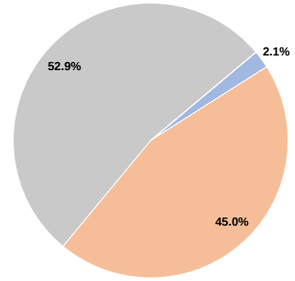

Capital Funding Sources

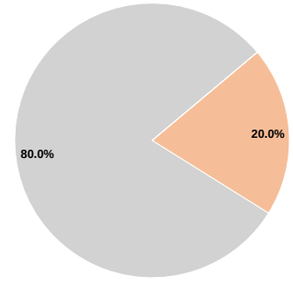

Performance Measure Targets - 2021

Performance Measure - Asset Type - Target % not in State of Good Repair
Rolling Stock - CU - Cutaway - 33%
Rolling Stock - MV - Minivan - 50%
Rolling Stock - VN - Van - 33%

Modal Characteristics

Operation Characteristics

Mode	Vehicles Operated at Maximum Service: Directly Operated	Vehicles Operated at Maximum Service: Purchased Transportation	Operating Expenses	Fare Revenues	Uses of Capital Funds	Annual Unlinked Trips	Annual Vehicle Revenue Miles	Annual Vehicle Revenue Hours
Demand Response	14	-	$842,953	$17,107	$175,876	6,956	251,226	11,293
Bus	2	-	$63,964	$1,960	$0	1,841	28,196	1,593
Total	**16**	**-**	**$906,917**	**$19,067**	**$175,876**	**8,797**	**279,422**	**12,886**

Performance Measures

Service Efficiency

Mode	Operating Expenses per Vehicle Revenue Mile	Operating Expenses per Vehicle Revenue Hour
Demand Response	$3.36	$74.64
Bus	$2.27	$40.15
Total	**$3.25**	**$70.38**

Service Effectiveness

Mode	Operating Expenses per Unlinked Passenger Trip	Unlinked Trips per Vehicle Revenue Mile	Unlinked Trips per Vehicle Revenue Hour
Demand Response	$121.18	0.0	0.6
Bus	$34.74	0.1	1.2
Total	**$103.09**	**0.0**	**0.7**

Operating Expense per Vehicle Revenue Mile: Agency Total

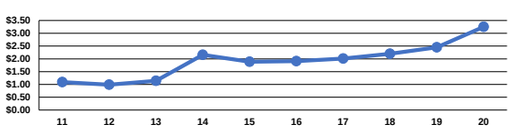
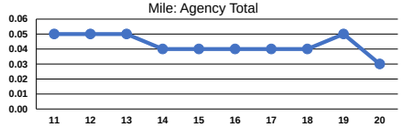
Unlinked Passenger Trips per Vehicle Revenue Mile: Agency Total