

General Information

Urbanized Area (UZA) Statistics - 2010 Census

Albany-Schenectady, NY
 296 **Square Miles**
 594,962 **Population**
 67 **Pop. Rank out of 498 UZAs**

Service Area Statistics

1 **Square Miles**
 5,107 **Population**

Service Consumption

755 **Annual Unlinked Trips (UPT)**

Service Supplied

3,357 **Annual Vehicle Revenue Miles (VRM)**
 596 **Annual Vehicle Revenue Hours (VRH)**

Database Information

NTDID: 20213
 Reporter Type: Reduced Reporter

Asset Type: Tier II
 Sponsor NTDID:

Financial Information

Sources of Operating Funds Expended

Fare Revenues	\$750	2.0%
Local Funds	\$25,447	66.5%
State Funds	\$12,085	31.6%
Federal Assistance	\$0	0.0%
Other Funds	\$0	0.0%
Total Operating Funds Expended	\$38,282	100.0%

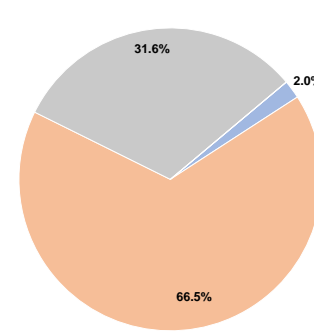
Sources of Capital Funds Expended

Fare Revenues	\$0
Local Funds	\$0
State Funds	\$0
Federal Assistance	\$0
Other Funds	\$0
Total Capital Funds Expended	\$0

Assets

Revenue Vehicles	2
Service Vehicles	0
Facilities	0

Operating Funding Sources



Performance Measure Targets - 2021

Performance Measure - Asset Type - Target % not in State of Good Repair

Modal Characteristics

Operation Characteristics

Vehicles Operated at Maximum Service

Mode	Directly Operated	Purchased Transportation	Operating Expenses	Fare Revenues	Uses of Capital Funds	Annual Unlinked Trips	Annual Vehicle Revenue Miles	Annual Vehicle Revenue Hours	Average Fleet Age in Years ^a
Bus	1	-	\$38,282	\$750	\$0	755	3,357	596	7.5
Total	1	-	\$38,282	\$750	\$0	755	3,357	596	

Performance Measures

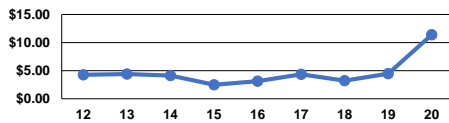
Service Efficiency

Mode	Operating Expenses per Vehicle Revenue Mile	Operating Expenses per Vehicle Revenue Hour
Bus	\$11.40	\$64.23
Total	\$11.40	\$64.23

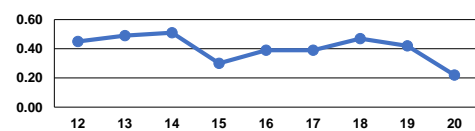
Service Effectiveness

Mode	Operating Expenses per Unlinked Passenger Trip	Unlinked Trips per Vehicle Revenue Mile	Unlinked Trips per Vehicle Revenue Hour
Bus	\$50.70	0.2	1.3
Total	\$50.70	0.2	1.3

Operating Expense per Vehicle Revenue Mile: Bus



Unlinked Passenger Trips per Vehicle Revenue Mile: Bus



Notes:

^aDemand Response - Taxi (DT) and non-dedicated fleets do not report fleet age data.