137 W 4Th St Ste 1
Mount Carmel, Pa 17851-2083

Borough of Mt. Carmel, dba: Lower Anthracite Transportation System

2020 Annual Agency Profile

General Information

Service Consumption

33,520 **Annual Unlinked Trips (UPT)**

Service Supplied

48,300 **Annual Vehicle Revenue Miles (VRM)**
4,584 **Annual Vehicle Revenue Hours (VRH)**

Summary of Operating Expenses (OE)

$308,850 **Total Operating Expenses**

Database Information

NTDID: 3R04-30116
Reporter Type: Rural General Public Transit
Asset Type: Tier II
Sponsor NTDID: 3R04

Assets

Revenue Vehicles	4
Service Vehicles	1
Facilities	-

Financial Information

Sources of Operating Funds Expended

Fare Revenues	$17,687	5.7%
Local Funds	$20,411	6.6%
State Funds	$270,431	87.6%
Federal Assistance	$0	0.0%
Other Funds	$321	0.1%
Total Operating Funds Expended	**$308,850**	100.0%

Sources of Capital Funds Expended

Fare Revenues	$0
Local Funds	$0
State Funds	$0
Federal Assistance	$0
Other Funds	$0
Total Capital Funds Expended	**$0**

Operating Funding Sources

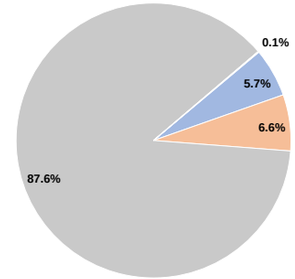

Performance Measure Targets - 2021

Performance Measure - Asset Type - Target % not in State of Good Repair
Equipment - Automobiles - 46%
Equipment - Trucks and other Rubber Tire Vehicles - 50%
Facility - Administrative / Maintenance Facilities - 30%
Facility - Passenger / Parking Facilities - 83%
Rolling Stock - AB - Articulated Bus - 100%
Rolling Stock - AO - Automobile - 16%
Rolling Stock - BR - Over-the-road Bus - 12%
Rolling Stock - BU - Bus - 29%
Rolling Stock - CU - Cutaway - 42%
Rolling Stock - MV - Minivan - 64%
Rolling Stock - SV - Sports Utility Vehicle - 17%
Rolling Stock - VN - Van - 64%

Modal Characteristics

Operation Characteristics

Mode	Vehicles Operated at Maximum Service: Directly Operated	Vehicles Operated at Maximum Service: Purchased Transportation	Operating Expenses	Fare Revenues	Uses of Capital Funds	Annual Unlinked Trips	Annual Vehicle Revenue Miles	Annual Vehicle Revenue Hours
Bus	-	4	$308,850	$17,687	$0	33,520	48,300	4,584
Total	**-**	**4**	**$308,850**	**$17,687**	**$0**	**33,520**	**48,300**	**4,584**

Performance Measures

Service Efficiency

Mode	Operating Expenses per Vehicle Revenue Mile	Operating Expenses per Vehicle Revenue Hour
Bus	$6.39	$67.38
Total	**$6.39**	**$67.38**

Service Effectiveness

Mode	Operating Expenses per Unlinked Passenger Trip	Unlinked Trips per Vehicle Revenue Mile	Unlinked Trips per Vehicle Revenue Hour
Bus	$9.21	0.7	7.3
Total	**$9.21**	**0.7**	**7.3**

Operating Expense per Vehicle Revenue Mile: Agency Total

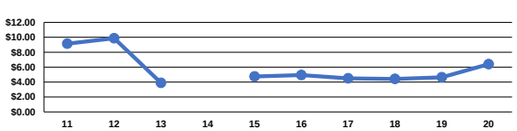
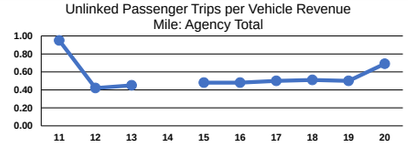
Unlinked Passenger Trips per Vehicle Revenue Mile: Agency Total