

General Information

Service Consumption

16,967 Annual Unlinked Trips (UPT)

Service Supplied

49,667 Annual Vehicle Revenue Miles (VRM)
 3,021 Annual Vehicle Revenue Hours (VRH)

Summary of Operating Expenses (OE)

\$93,631 Total Operating Expenses

Database Information

NTDID: 3R06-30157
 Reporter Type: Rural General Public Transit
 Asset Type: Tier II
 Sponsor NTDID: 3R06

Assets

Revenue Vehicles 2
 Service Vehicles -
 Facilities -

Financial Information

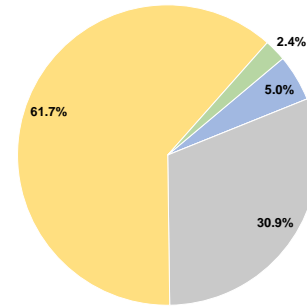
Sources of Operating Funds Expended

Fare Revenues	\$4,701	5.0%
Local Funds	\$0	0.0%
State Funds	\$28,913	30.9%
Federal Assistance	\$57,816	61.7%
Other Funds	\$2,201	2.4%
Total Operating Funds Expended	\$93,631	100.0%

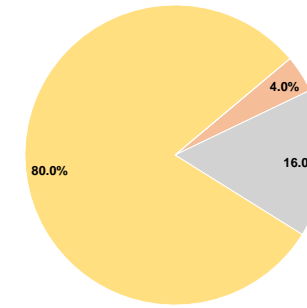
Sources of Capital Funds Expended

Fare Revenues	\$0	0.0%
Local Funds	\$220	4.0%
State Funds	\$880	16.0%
Federal Assistance	\$4,400	80.0%
Other Funds	\$0	0.0%
Total Capital Funds Expended	\$5,500	100.0%

Operating Funding Sources



Capital Funding Sources



Performance Measure Targets - 2021

- Performance Measure - Asset Type - Target % not in State of Good Repair
- Equipment - Automobiles - 25%
- Equipment - Trucks and other Rubber Tire Vehicles - 25%
- Facility - Administrative / Maintenance Facilities - 10%
- Facility - Passenger / Parking Facilities - 10%
- Rolling Stock - AB - Articulated Bus - 15%
- Rolling Stock - BR - Over-the-road Bus - 15%
- Rolling Stock - BU - Bus - 10%
- Rolling Stock - CU - Cutaway - 10%
- Rolling Stock - MV - Minivan - 25%
- Rolling Stock - VN - Van - 25%

Modal Characteristics

Operation Characteristics

Vehicles Operated at Maximum Service

Mode	Directly Operated	Purchased Transportation	Operating Expenses	Fare Revenues	Uses of Capital Funds	Annual Unlinked Trips	Annual Vehicle Revenue Miles	Annual Vehicle Revenue Hours
Bus	2	-	\$93,631	\$4,701	\$5,500	16,967	49,667	3,021
Total	2	-	\$93,631	\$4,701	\$5,500	16,967	49,667	3,021

Performance Measures

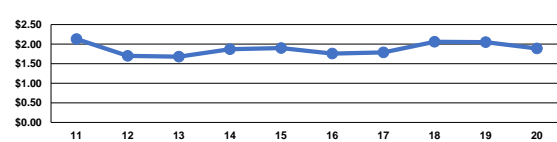
Service Efficiency

Mode	Operating Expenses per Vehicle Revenue Mile	Operating Expenses per Vehicle Revenue Hour
Bus	\$1.89	\$30.99
Total	\$1.89	\$30.99

Service Effectiveness

Mode	Operating Expenses per Unlinked Passenger Trip	Unlinked Trips per Vehicle Revenue Mile	Unlinked Trips per Vehicle Revenue Hour
Bus	\$5.52	0.3	5.6
Total	\$5.52	0.3	5.6

Operating Expense per Vehicle Revenue Mile: Agency Total



Unlinked Passenger Trips per Vehicle Revenue Mile: Agency Total

