

**General Information**

**Urbanized Area Statistics - 2010 Census**  
 Miami, FL  
 1,239 Square Miles  
 5,502,379 Population  
 4 Pop. Rank out of 498 UZAs

**Service Consumption**  
 97,531,355 Annual Passenger Miles (PMT)  
 4,264,731 Annual Unlinked Trips (UPT)  
 13,912 Average Weekday Unlinked Trips  
 6,942 Average Saturday Unlinked Trips  
 6,194 Average Sunday Unlinked Trips

**Database Information**  
 NTDID: 40077  
 Reporter Type: Full Reporter  
 Asset Type: Tier I (Rail)  
 Sponsor NTDID:

**Service Area Statistics**  
 32 Square Miles  
 133,588 Population

**Service Supplied**  
 3,764,484 Annual Vehicle Revenue Miles (VRM)  
 168,979 Annual Vehicle Revenue Hours (VRH)  
 65 Vehicles Operated in Maximum Service (VOMS)  
 106 Vehicles Available for Maximum Service (VAMS)

**Assets**  
 Revenue Vehicles 106  
 Service Vehicles 18  
 Facilities 23  
 Track Miles 299.19  
 Lane Miles 0.19

**Modal Characteristics**

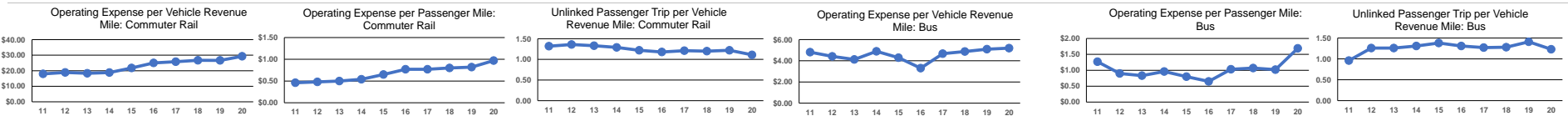
Modal Overview	Vehicles Operated in Maximum Service		Uses of Capital Funds					Total
	Directly Operated	Purchased Transportation	Revenue Vehicles	Systems and Guideways	Facilities and Stations	Other		
Commuter Rail	-	43	\$4,423,391	\$13,573,046	\$826,851	\$24,177	\$18,847,465	
Bus	-	22	\$0	\$0	\$0	\$0	\$0	
<b>Total</b>	-	<b>65</b>	<b>\$4,423,391</b>	<b>\$13,573,046</b>	<b>\$826,851</b>	<b>\$24,177</b>	<b>\$18,847,465</b>	

**Operation Characteristics**

Mode	Operating Expenses	Fare Revenues	Uses of Capital Funds	Annual Passenger Miles	Annual Unlinked Trips	Annual Vehicle Revenue Miles	Annual Vehicle Revenue Hours	Fixed Guideway Directional Route Miles	Vehicles Available for Maximum Service	Vehicles Operated in Maximum Service	Percent Spare Vehicles	Average Fleet Age in Years <sup>a</sup>
Commuter Rail	\$92,526,027	\$9,544,709	\$18,847,465	95,675,095	3,522,017	3,159,070	112,990	142.2	80	43	86.1%	17.7
Bus	\$3,144,996	\$100,000	\$0	1,856,260	742,714	605,414	55,989	0.0	26	22	18.2%	3.2
<b>Total</b>	<b>\$95,671,023</b>	<b>\$9,644,709</b>	<b>\$18,847,465</b>	<b>97,531,355</b>	<b>4,264,731</b>	<b>3,764,484</b>	<b>168,979</b>	<b>142.2</b>	<b>106</b>	<b>65</b>	<b>38.7%</b>	

**Performance Measures**

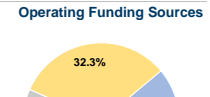
Mode	Service Efficiency		Service Effectiveness			
	Operating Expenses per Vehicle Revenue Mile	Operating Expenses per Vehicle Revenue Hour	Operating Expenses per Passenger Mile	Operating Expenses per Unlinked Passenger Trip	Unlinked Trips per Vehicle Revenue Mile	Unlinked Trips per Vehicle Revenue Hour
Commuter Rail	\$29.29	\$818.89	\$0.97	\$26.27	1.1	31.2
Bus	\$5.19	\$56.17	\$1.69	\$4.23	1.2	13.3
<b>Total</b>	<b>\$25.41</b>	<b>\$566.17</b>	<b>\$0.98</b>	<b>\$22.43</b>	<b>1.1</b>	<b>25.2</b>



**Notes:**  
<sup>a</sup>Demand Response - Taxi (DT) and non-dedicated fleets do not report fleet age data.

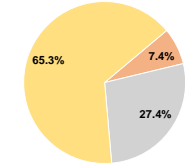
**Financial Information**

**Sources of Operating Funds Expended**  
 Fares and Directly Generated \$11,031,129 10.7%  
 Local Funds \$3,735,088 3.6%  
 State Funds \$55,224,940 53.4%  
 Federal Assistance \$33,373,261 32.3%  
**Total Operating Funds Expended \$103,364,418 100.0%**



**Sources of Capital Funds Expended**  
 Fares and Directly Generated \$0 0.0%  
 Local Funds \$1,386,464 7.4%  
 State Funds \$5,157,436 27.4%  
 Federal Assistance \$12,303,565 65.3%  
**Total Capital Funds Expended \$18,847,465 100.0%**

**Capital Funding Sources**



**Summary of Operating Expenses (OE)**

Labor \$10,848,001 11.3%  
 Materials and Supplies \$5,759,324 6.0%  
 Purchased Transportation \$46,542,503 48.6%  
 Other Operating Expenses \$32,521,195 34.0%  
**Total Operating Expenses \$95,671,023 100.0%**  
 Reconciling OE Cash Expenditures \$7,693,395  
 Purchased Transportation (Reported Separately) \$0

**Performance Measure Targets - 2021**

Performance Measure - Asset Type - Target % not in State of Good Repair  
 Equipment - Automobiles - 22%  
 Facility - Administrative / Maintenance Facilities - 0%  
 Facility - Passenger / Parking Facilities - 5%  
 Infrastructure - CR - Commuter Rail - 4%  
 Rolling Stock - RL - Commuter Rail Locomotive - 25%  
 Rolling Stock - RP - Commuter Rail Passenger Coach - 0%