

General Information

Urbanized Area (UZA) Statistics - 2010 Census

Atlanta, GA
 2,645 Square Miles
 4,515,419 Population
 9 Pop. Rank out of 498 UZAs

Other UZAs Served

0 Georgia Non-UZA

Service Area Statistics

247 Square Miles
 244,242 Population

Service Consumption

14,628 Annual Unlinked Trips (UPT)

Service Supplied

176,780 Annual Vehicle Revenue Miles (VRM)
 10,457 Annual Vehicle Revenue Hours (VRH)

Database Information

NTDID: 41088
 Reporter Type: Reduced Reporter
 Asset Type: Tier II
 Sponsor NTDID:

Financial Information

Sources of Operating Funds Expended

Fare Revenues	\$29,452	3.1%
Local Funds	\$623,923	66.1%
State Funds	\$0	0.0%
Federal Assistance	\$290,884	30.8%
Other Funds	\$0	0.0%
Total Operating Funds Expended	\$944,259	100.0%

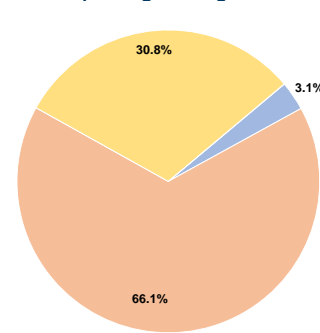
Sources of Capital Funds Expended

Fare Revenues	\$0
Local Funds	\$0
State Funds	\$0
Federal Assistance	\$0
Other Funds	\$0
Total Capital Funds Expended	\$0

Assets

Revenue Vehicles	9
Service Vehicles	0
Facilities	0

Operating Funding Sources



Performance Measure Targets - 2021

Performance Measure - Asset Type - Target % not in State of Good Repair
 Rolling Stock - CU - Cutaway - 0%

Modal Characteristics

Operation Characteristics

Vehicles Operated at Maximum Service

Mode	Directly Operated	Purchased Transportation	Operating Expenses	Fare Revenues	Uses of Capital Funds	Annual Unlinked Trips	Annual Vehicle Revenue Miles	Annual Vehicle Revenue Hours	Average Fleet Age in Years ^a
Demand Response	8	-	\$944,259	\$29,452	\$0	14,628	176,780	10,457	2.1
Total	8	-	\$944,259	\$29,452	\$0	14,628	176,780	10,457	

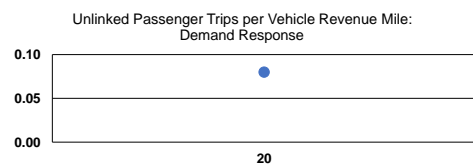
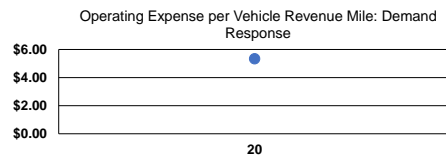
Performance Measures

Service Efficiency

Mode	Operating Expenses per Vehicle Revenue Mile	Operating Expenses per Vehicle Revenue Hour
Demand Response	\$5.34	\$90.30
Total	\$5.34	\$90.30

Service Effectiveness

Mode	Operating Expenses per Unlinked Passenger Trip	Unlinked Trips per Vehicle Revenue Mile	Unlinked Trips per Vehicle Revenue Hour
Demand Response	\$64.55	0.1	1.4
Total	\$64.55	0.1	1.4



Notes:

^aDemand Response - Taxi (DT) and non-dedicated fleets do not report fleet age data.