

**General Information**

**Service Consumption**

11,369 Annual Unlinked Trips (UPT)

**Service Supplied**

76,501 Annual Vehicle Revenue Miles (VRM)  
 5,365 Annual Vehicle Revenue Hours (VRH)

**Summary of Operating Expenses (OE)**

\$452,170 Total Operating Expenses

**Database Information**

NTDID: 4R01-41180  
 Reporter Type: Rural General Public Transit  
 Asset Type: Tier II  
 Sponsor NTDID: 4R01

**Assets**

Revenue Vehicles 7  
 Service Vehicles -  
 Facilities -

**Financial Information**

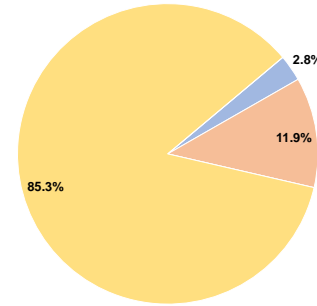
**Sources of Operating Funds Expended**

Fare Revenues	\$12,846	2.8%
Local Funds	\$53,711	11.9%
State Funds	\$0	0.0%
Federal Assistance	\$385,613	85.3%
Other Funds	\$0	0.0%
<b>Total Operating Funds Expended</b>	<b>\$452,170</b>	<b>100.0%</b>

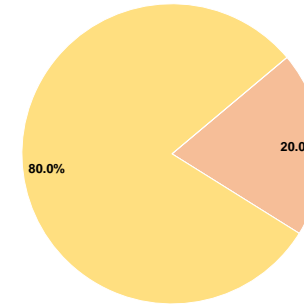
**Sources of Capital Funds Expended**

Fare Revenues	\$0	0.0%
Local Funds	\$11,360	20.0%
State Funds	\$0	0.0%
Federal Assistance	\$45,438	80.0%
Other Funds	\$0	0.0%
<b>Total Capital Funds Expended</b>	<b>\$56,798</b>	<b>100.0%</b>

**Operating Funding Sources**



**Capital Funding Sources**



**Performance Measure Targets - 2021**

Performance Measure - Asset Type - Target % not in State of Good Repair  
 Equipment - Trucks and other Rubber Tire Vehicles - 38%  
 Facility - Administrative / Maintenance Facilities - 20%  
 Facility - Passenger / Parking Facilities - 20%  
 Rolling Stock - BU - Bus - 57%  
 Rolling Stock - CU - Cutaway - 40%  
 Rolling Stock - MV - Minivan - 36%  
 Rolling Stock - VN - Van - 57%

**Modal Characteristics**

**Operation Characteristics**

**Vehicles Operated at Maximum Service**

Mode	Directly Operated	Purchased Transportation	Operating Expenses	Fare Revenues	Uses of Capital Funds	Annual Unlinked Trips	Annual Vehicle Revenue Miles	Annual Vehicle Revenue Hours
Demand Response	7	-	\$452,170	\$12,846	\$56,798	11,369	76,501	5,365
<b>Total</b>	<b>7</b>	<b>-</b>	<b>\$452,170</b>	<b>\$12,846</b>	<b>\$56,798</b>	<b>11,369</b>	<b>76,501</b>	<b>5,365</b>

**Performance Measures**

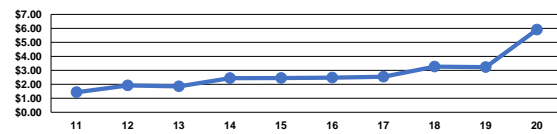
**Service Efficiency**

Mode	Operating Expenses per Vehicle Revenue Mile	Operating Expenses per Vehicle Revenue Hour
Demand Response	\$5.91	\$84.28
<b>Total</b>	<b>\$5.91</b>	<b>\$84.28</b>

**Service Effectiveness**

Mode	Operating Expenses per Unlinked Passenger Trip	Unlinked Trips per Vehicle Revenue Mile	Unlinked Trips per Vehicle Revenue Hour
Demand Response	\$39.77	0.1	2.1
<b>Total</b>	<b>\$39.77</b>	<b>0.1</b>	<b>2.1</b>

Operating Expense per Vehicle Revenue Mile: Agency Total



Unlinked Passenger Trips per Vehicle Revenue Mile: Agency Total

